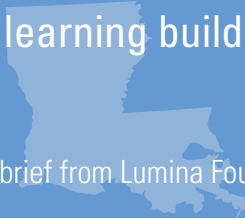




# A STRONGER NATION

In Louisiana, postsecondary learning builds the talent that helps us rise

A policy brief from Lumina Foundation



# Louisiana



The need to increase postsecondary attainment — the number of Americans who hold degrees and other high-quality credentials — has never been clearer. State leaders are responding to the growing global demand for talent by setting goals and enacting policies to increase attainment. Like Lumina Foundation, states have come to understand the scope of the effort required. Much is left to be done, but real progress is being made through the efforts of those who are committed to assuring that millions more Americans benefit from postsecondary education.

Lumina began reporting the attainment rate (associate degree and higher) in 2008. That year, the rate in Louisiana stood at 27 percent. In 2014, the most recent year for which data are available, the rate reached 29.7 percent.

However, the degree attainment rate doesn't tell the whole story. Lumina has always said that other postsecondary credentials — including certificates and certifications — should count toward national and state goals for attainment, with one important caveat. To count, non-degree credentials should be of high quality, which we define as having clear and transparent learning outcomes leading to further education and employment.

This year, for the first time, we have nationally representative data on the number of Americans who hold high-quality postsecondary certificates; we now feel confident we can count these credentials toward attainment goals. In states, we are able to use estimates from the Georgetown University Center on Education and the Workforce on the number of residents who hold high-quality certificates as their highest earned credential. In Louisiana, 15 percent of residents between the ages of 25 and 64 hold a high-quality certificate. This brings the state's overall postsecondary attainment rate to 44.7 percent.

As the data in this report make clear, increasing overall attainment is not the only challenge Louisiana faces. There are also significant gaps in attainment that must be closed. While current systems work very well for many students, more postsecondary credentials must be earned by Americans who, by definition, are *post-traditional* learners. Compared with current students, they will be older; more will be African-American, Hispanic and Native American; and they will have lower incomes. Most will be first-generation students. The data in this report show the extent of the attainment gaps in Louisiana by race and ethnicity.

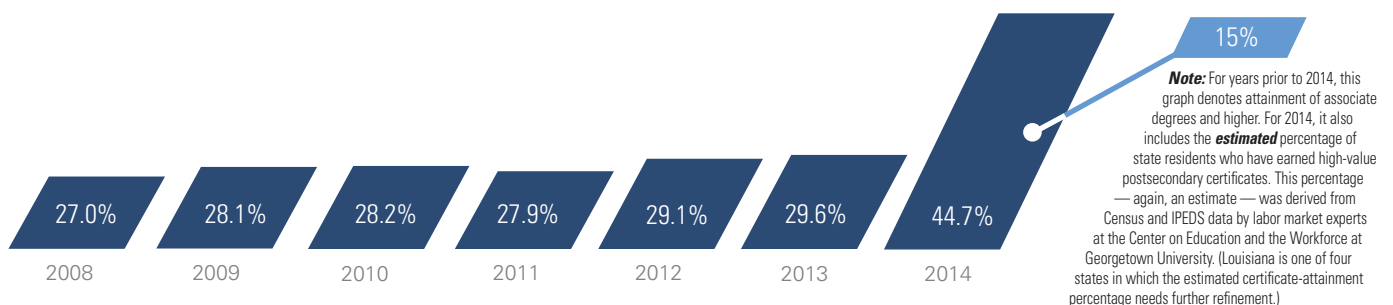
To date, 26 states have responded to the need to increase attainment by setting state attainment goals that meet Lumina's criteria for rigor and efficacy (i.e., the goal is quantifiable, challenging, long term, addresses gaps, and is in statute and/or a strategic plan). Louisiana is one of those 26 states.

There is much more that states can do to increase attainment. It begins with assuring that all prospective students, including working adults, have access to affordable programs that lead to quality credentials. State policies such as outcomes-based funding can encourage colleges and universities to direct resources to approaches that increase student success. States can also help assure that students get full recognition for *all* of their learning — whether it was obtained in an institution, in the military or on the job — and can apply it to further education and credentials.


Lumina is working with state leaders from around the nation to expand postsecondary opportunity and success. More information on that work, including our full state policy agenda and additional data, is available on Lumina's Strategy Labs website (<http://strategylabs.luminafoundation.org/>).

## Tracking the trend

Percentage of the state's working-age population (25-64) with a quality postsecondary credential



## Levels of education for Louisiana residents, ages 25-64

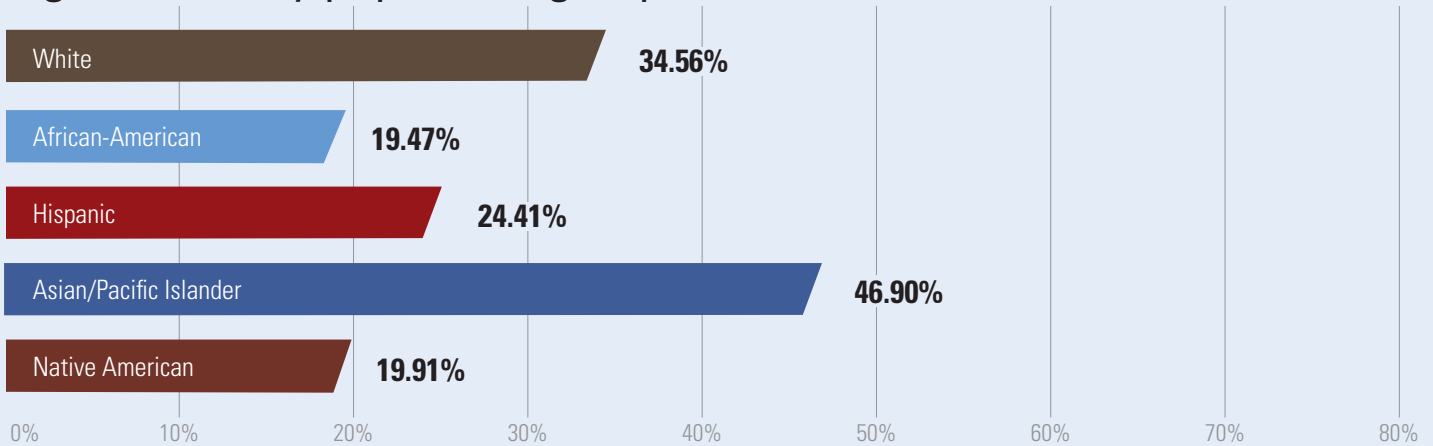


Estimated attainment of certificates: **15%**

**Note:** The accompanying pie chart does not account for residents who have earned high-value postsecondary certificates. The percentage above – admittedly, an **estimate** – aims to fill that gap. To calculate this percentage, labor market experts at the Georgetown University Center on Education and the Workforce used Survey of Income Program Participation 2008 Wave 12 data (2012) and data from the Integrated Postsecondary Education Data System (IPEDS) 2014. Be aware that Louisiana is one of four states in which the estimated certificate-attainment percentage needs further refinement.

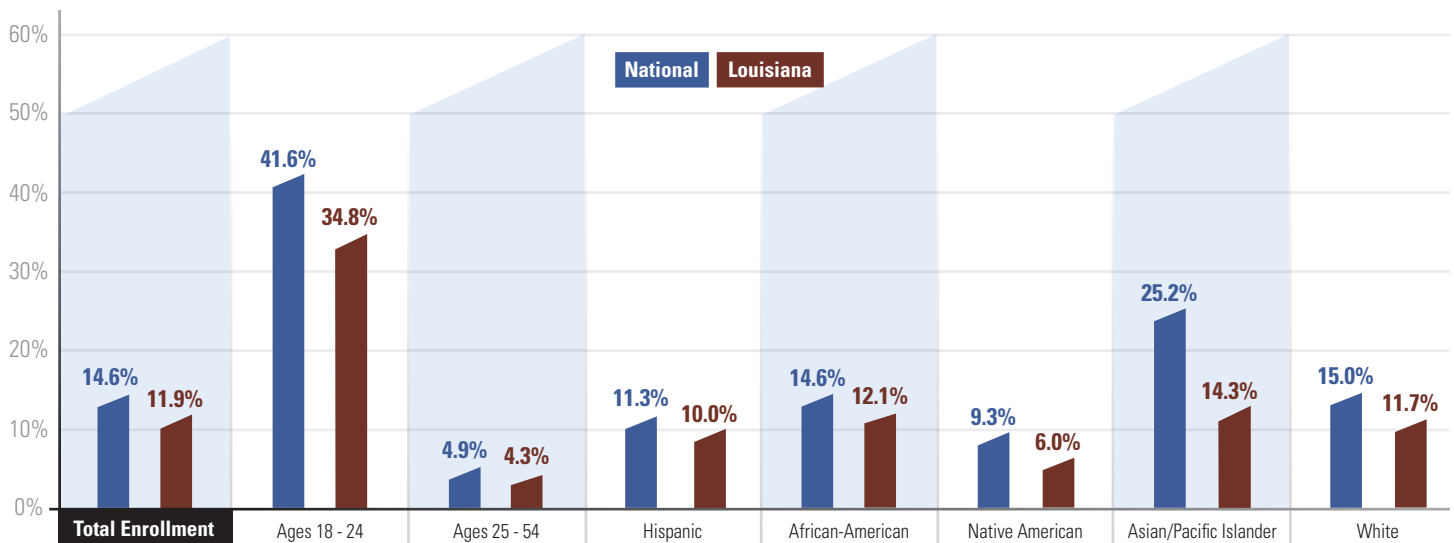
Source: U.S. Census Bureau, 2014 American Community Survey

## Degree-attainment rates among Louisiana residents (ages 25-64), by population group



Source: U.S. Census Bureau, 2012, 2013, and 2014 American Community Survey One-Year PUMS Files

## College enrollment among Louisiana residents, ages 18-54



Source: U.S. Census Bureau, 2014 American Community Survey One-Year Public Use Microdata Sample

Note: These percentages reflect the enrollment of non-degree-holding students, ages 18-54, at public and private, two-year and four-year postsecondary institutions

## Percentage of Louisiana residents (ages 25-64) with at least an associate degree, by parish

Acadia	18.31	East Baton Rouge	40.49	Madison	19.12	St. Landry	18.52
Allen	16.61	East Carroll	11.99	Morehouse	17.71	St. Martin	19.83
Ascension	35.98	East Feliciana	18.27	Natchitoches	25.26	St. Mary	15.25
Assumption	18.29	Evangeline	18.62	Orleans	40.52	St. Tammany	38.98
Avoyelles	15.47	Franklin	16.61	Ouachita	27.91	Tangipahoa	25.16
Beauregard	22.34	Grant	14.57	Plaquemines	23.20	Tensas	10.60
Bienville	16.76	Iberia	19.40	Pointe Coupee	16.81	Terrebonne	17.81
Bossier	34.93	Iberville	19.36	Rapides	24.19	Union	18.48
Caddo	31.14	Jackson	19.36	Red River	16.80	Vermilion	20.18
Calcasieu	29.72	Jefferson	31.64	Richland	17.98	Vernon	26.92
Caldwell	10.69	Jefferson Davis	20.81	Sabine	19.89	Washington	17.18
Cameron	25.53	Lafayette	35.81	St. Bernard	19.08	Webster	20.27
Catahoula	16.36	Lafourche	20.97	St. Charles	31.39	West Baton Rouge	26.16
Claiborne	17.72	LaSalle	20.17	St. Helena	12.26	West Carroll	10.74
Concordia	16.03	Lincoln	39.97	St. James	22.58	West Feliciana	20.99
De Soto	18.27	Livingston	24.21	St. John the Baptist	21.32	Winn	18.56

*Source: U.S. Census Bureau, 2010-14 American Community Survey 5-Year Estimates*



Lumina Foundation is an independent, private foundation committed to increasing the proportion of Americans with degrees, certificates and other high-quality credentials to 60 percent by 2025. Lumina's outcomes-based approach focuses on helping to design and build an equitable, accessible, responsive and accountable higher education system while fostering a national sense of urgency for action to achieve Goal 2025.