
Lumina Foundation 2022 Grantee Perception Report

Generated on June 27, 2022



THE CENTER FOR
EFFECTIVE PHILANTHROPY

675 Massachusetts Avenue
7th Floor
Cambridge, MA 02139
617-492-0800

131 Steuart Street
Suite 501
San Francisco, CA 94105
415-391-3070

cep.org

The online version of this report can be accessed at cep.surveymresults.org

Key Ratings Summary 1

Survey Population 3

Subgroup Methodology and Differences 4

Comparative Cohorts 5

Grantmaking Characteristics 7

Impact on and Understanding of Grantees' Fields..... 9

Advancing Knowledge and Public Policy..... 10

Impact on and Understanding of Grantees' Local Communities 11

Impact on and Understanding of Grantees' Organizations..... 12

Grantee Challenges..... 13

Non-Monetary Assistance 14

Funder-Grantee Relationships..... 15

Interaction Patterns 18

Communication..... 21

Contextual Understanding..... 23

Grant Processes 25

Selection Process 26

Reporting and Evaluation Process 28

Reporting Process 29

Evaluation Process..... 31

Dollar Return and Time Spent on Processes..... 32

Time Spent on Selection Process 33

Time Spent on Reporting and Evaluation Process 35

Customized Questions 37

The Foundation's New Strategic Plan 38

Racial Justice and Equity..... 41

Grantees' Written Comments 43

- Quality of Processes, Interactions and Communications 44**
- Suggestion Themes 45**
- Grantee Suggestions 46**

Racial Justice and Equity & Grantee Demographics 48

- Primary Beneficiary of Grant..... 50**
- Respondent Demographics 54**
- Respondent Job Title 59**

Contextual Data 60

- Grantee Characteristics 65**
- Funder Characteristics 68**

Additional Survey Information 69

About CEP and Contact Information..... 71

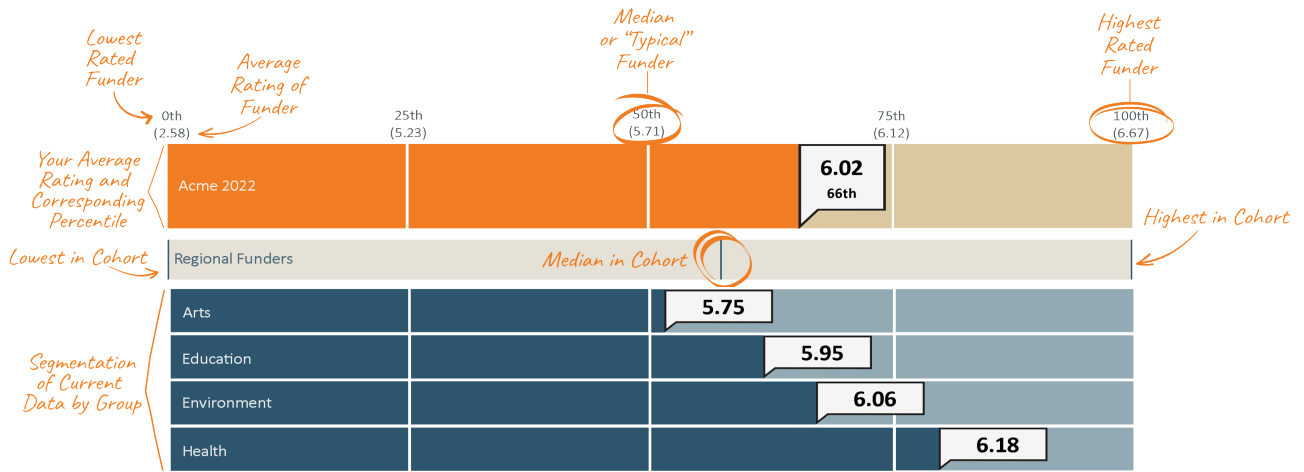
Key Ratings Summary

The following chart highlights a selection of your key results. Each of these data points corresponds to an individual survey measure that is displayed with additional detail in the subsequent pages of this report.



Interpreting Your Charts

Many of the charts in this report are shown in this format. See below for an explanation of the chart elements.



Missing data: Selected grantee ratings are not displayed in this report due to changes in the survey instrument, or when a question received fewer than ten responses.

Survey Population

Survey	Survey Fielded	Survey Population	Number of Responses Received	Survey Response Rate
Lumina 2022	February and March 2022	141	87	62%

Survey Year	Year of Active Grants
Lumina 2022	2021

Throughout this report, Lumina Foundation's survey results are compared to CEP's broader dataset of more than 40,000 grantees built up over more than a decade of grantee surveys of more than 350 funders. The full list of participating funders can be found at <https://cep.org/gpr-participants/>.

In order to protect the confidentiality of respondents results are not shown when CEP received fewer than ten responses to a specific question.

Subgroups

In addition to showing Lumina's overall ratings, this report shows ratings segmented by Grant/ Contract. The online version of this report also shows ratings segmented by Department, Respondent Person of Color Identity (for U.S.-based grantees), Respondent Gender, and Respondents' Intersectional Identities (for U.S.-based grantees).

Grant/ Contract	Number of Responses
Contract	32
Grant (incl. Equity Grant)	55

Department	Number of Responses
4-Year Institutions	17
Community Colleges	10
Public Policy & States	19
Data & Measurement and Research & Evaluation	17
Other	24

Respondent Person of Color Identity (US Only)	Number of Responses
Identifies as a Person of Color	28
Does not identify as a Person of Color	52

Respondent Gender	Number of Responses
Identifies as a Man	28
Identifies as a Woman	54

Respondents' Intersectional Identities (US Only)	Number of Responses
Identifies as a Woman and Person of Color	21
Identifies as Man and Not a Person of Color	21
Identifies as Woman and Not a Person of Color	31

Subgroup Methodology and Differences

Subgroup Methodology

Grant/Contract: Using the Foundation's grantee list and with Lumina's guidance, CEP categorized grantees based on their Grant/Contract tag. To meet CEP's display threshold of 10 respondents per group, responses from grantees tagged with "Equity Grant" (N=7) were combined with responses from those tagged as "Grant" (N=48).

Department: Using the Foundation's grantee list and with Lumina's guidance, CEP categorized grantees based on their Department tag. Using Lumina's guidance, CEP combined certain departments to meet its display threshold.

- Respondents from grantees tagged as "Data & Measurement" (N=7) were combined with responses from grantees tagged as "Research & Evaluation" (N=10).
- The "Other" group consists of grantees tagged as: "Human Network Design" (N=1), "Innovation & Discovery" (N=5), "Communications" (N=9), and "Racial Justice & Equity" (N=9).

Respondent Gender: Using data grantees provided in the survey, CEP tagged grantees based on their gender identity. Those segmented as "Identifies as a Man" selected "Man" only, and those segmented as "Identifies as a Woman" selected "Woman" only.

Due to small group size, responses from those who selected "Gender non-conforming or non-binary" (N=1) and "Prefer not to say" (N=3) are not able to be shown. This category also excludes 1 grantee that did not respond to CEP's survey question about their gender identity.

Respondent Person of Color Identity (US Only): Using data grantees provided in the survey, CEP tagged grantees based on their Person of Color identity.

Due to small group size, responses from those who selected "Prefer not to say" (N=5) are not able to be shown. This category also excludes 2 grantees that did not respond to CEP's survey question about person of color identity.

Respondents' Intersectional Identities (US Only): Using data grantees provided in the survey, CEP tagged grantees based on their gender and Person of Color identity.

Due to small group size, responses from those who selected both "Man" for their gender and "Yes" when asked if they identify as a person of color (N=6) are not able to be shown. This category excludes 7 grantees who selected "Don't know" or skipped either question.

Subgroup Differences

Grant/Contract: There are no consistent, significant differences when grantees are segmented by grant/contract.

Department: There are no consistent, significant differences when grantees are segmented by department.

Person of Color (US Grantees Only): There are no consistent, significant differences when grantees are segmented by person of color identity.

Gender identity: Though grantees who identify as women rate significantly higher compared to grantees who identify as men for their agreement that the Foundation's portal was user-friendly, they rate significantly lower for a few key measures including aspects of: Lumina's contextual understanding, their interactions with the Foundation, and the Foundation's racial equity and justice commitment.

There were no significant differences between men and women respondents for other characteristics: grant length, grant size, grant type (unrestricted vs. restricted), annual organizational budget, receipt of non-monetary support, frequency or initiation of contact, or experiencing a recent primary contact change.

Respondents' Intersectional Identities (US Only): There are no consistent, significant differences when grantees are segmented by person of color identity.

Comparative Cohorts

Customized Cohort

Lumina selected a set of 15 funders to create a smaller comparison group that more closely resembles Lumina in scale and scope.

Custom Cohort

Carnegie Corporation of New York
Daniels Fund
Ewing Marion Kauffman Foundation
John S. and James L. Knight Foundation
Johnson & Johnson Corporate Contributions
Lumina Foundation for Education, Inc.
Margaret A. Cargill Philanthropies
Rockefeller Brothers Fund
The Annie E. Casey Foundation
The California Wellness Foundation
The Commonwealth Fund
The Kresge Foundation
The McKnight Foundation
The Rockefeller Foundation
The Wallace Foundation

Standard Cohorts

CEP also included 19 standard cohorts to allow for comparisons to a variety of different types of funders.

Strategy Cohorts

Cohort Name	Count	Description
Small Grant Providers	37	Funders with median grant size of \$20K or less
Large Grant Providers	99	Funders with median grant size of \$200K or more
High Touch Funders	38	Funders for which a majority of grantees report having contact with their primary contact monthly or more often
Intensive Non-Monetary Assistance Providers	36	Funders that provide at least 30% of grantees with comprehensive or field-focused assistance as defined by CEP
Proactive Grantmakers	103	Funders that make at least 90% of grants by invitation only
Responsive Grantmakers	99	Funders that make at most 10% of grants by invitation only
Intermediary Funders	36	Funders that primarily regrant philanthropic dollars
International Funders	62	Funders that fund outside of their own country
European Funders	28	Funders that are headquartered in Europe

Annual Giving Cohorts

Cohort Name	Count	Description
Funders Giving Less Than \$5 Million	61	Funders with annual giving of less than \$5 million
Funders Giving \$50 Million or More	83	Funders with annual giving of \$50 million or more

Foundation Type Cohorts

Cohort Name	Count	Description
Private Foundations	163	All private foundations in the GPR dataset
Family Foundations	78	All family foundations in the GPR dataset
Community Foundations	41	All community foundations in the GPR dataset
Health Conversion Foundations	31	All health conversion foundations in the GPR dataset
Corporate Foundations	23	All corporate foundations in the GPR dataset

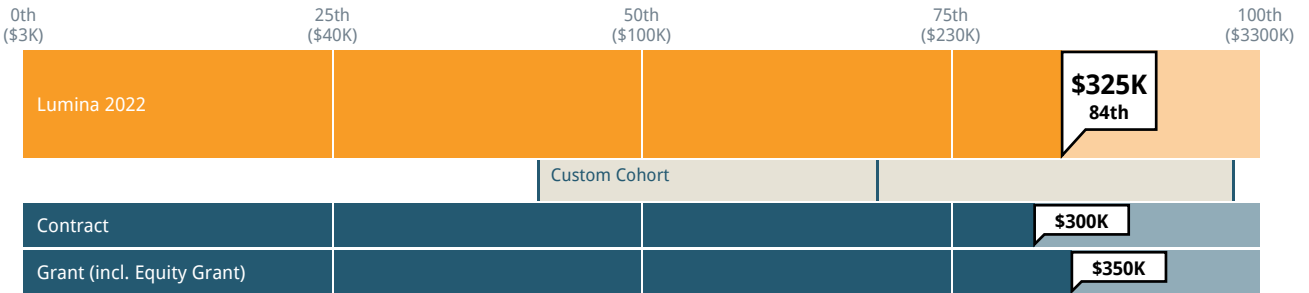
Other Cohorts

Cohort Name	Count	Description
Funders Outside the United States	45	Funders that are primarily based outside the United States
Recently Established Foundations	24	Funders that were established in 2000 or later
Funders Surveyed During COVID-19	98	Funders who surveyed grantees during COVID-19 (GPR only)

Grantmaking Characteristics

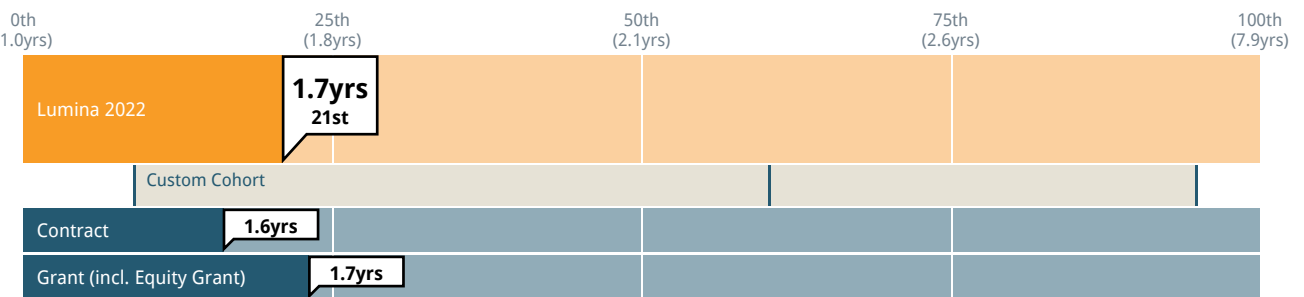
Funders make different choices about the ways they organize themselves, structure their grants, and the types of grantees they support. The following charts and tables show some of these important characteristics. The information is based on self-reported data from funders and grantees, and further detail is available in the Contextual Data section of this report.

Median Grant Size



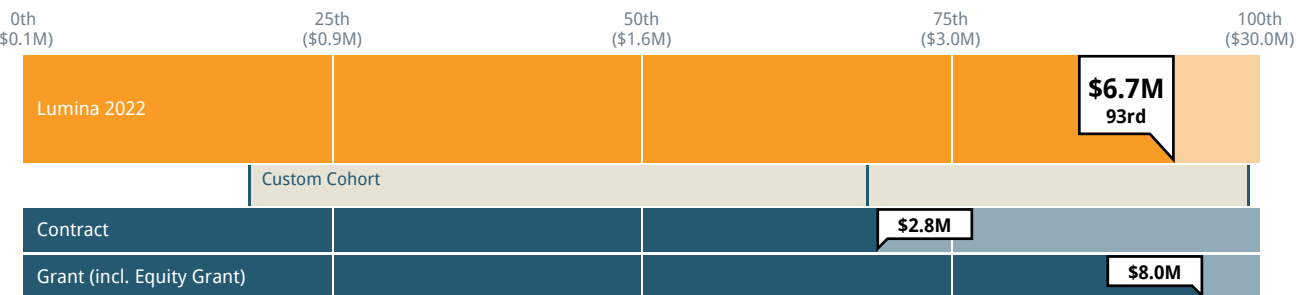
Cohort: Custom Cohort Past results: on Subgroup: Grant/ Contract

Average Grant Length



Cohort: Custom Cohort Past results: on Subgroup: Grant/ Contract

Median Organizational Budget



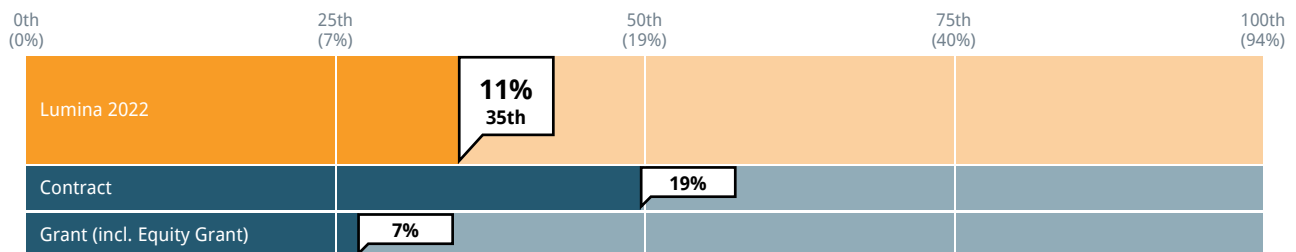
Cohort: Custom Cohort Past results: on Subgroup: Grant/ Contract

Selected Cohort: Custom Cohort			
Grant History	Lumina 2022	Average Funder	Custom Cohort
Percentage of first-time grants	24%	29%	29%

Selected Cohort: Custom Cohort			
Program Staff Load	Lumina 2022	Median Funder	Custom Cohort
Dollars awarded per program full-time employee	\$0.8M	\$2.7M	\$3M
Applications per program full-time employee	4	26	10
Active grants per program full-time employee	4	32	20

Proportion of Unrestricted Funding

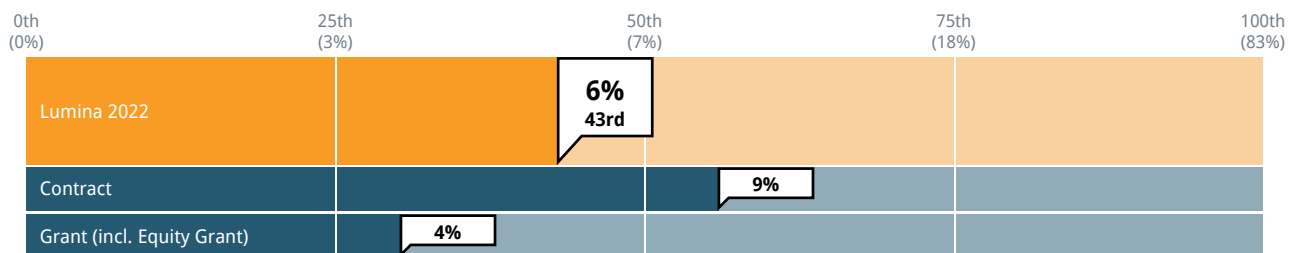
Proportion of grantees responding 'No, this funding was not restricted to a specific use (e.g. general operating, core support)'



Cohort: None Past results: on Subgroup: Grant/ Contract

Proportion of grantees receiving multi-year unrestricted grants

Proportion of grantees that report receiving grants for two years or longer and who report receiving general operating support funding that was not restricted to a specific use.

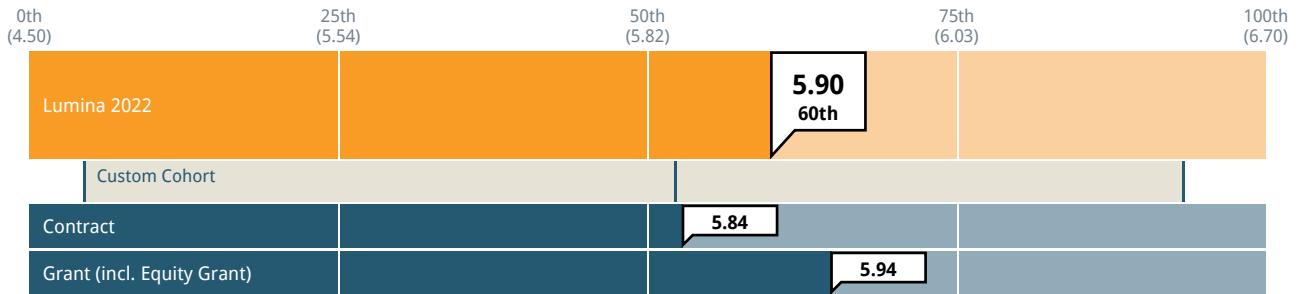


Cohort: None Past results: on Subgroup: Grant/ Contract

Impact on and Understanding of Grantees' Fields

Overall, how would you rate the Foundation's impact on your field?

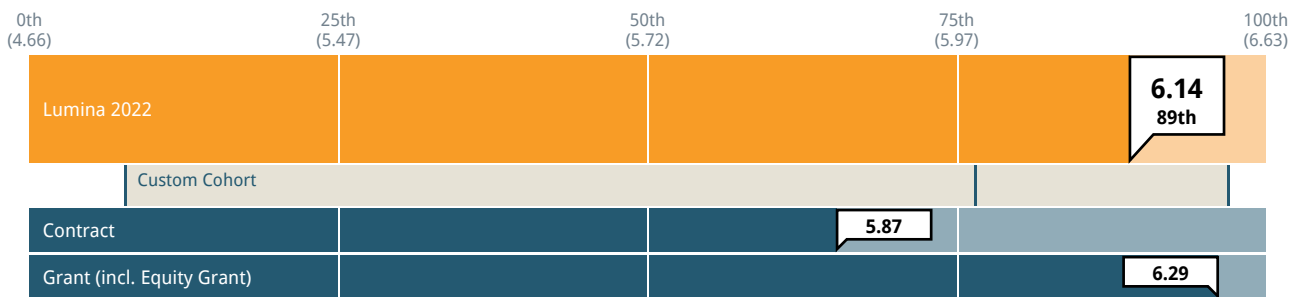
1 = No impact 7 = Significant positive impact



Cohort: Custom Cohort Past results: on Subgroup: Grant/ Contract

How well does the Foundation understand the field in which you work?

1 = Limited understanding of the field 7 = Regarded as an expert in the field

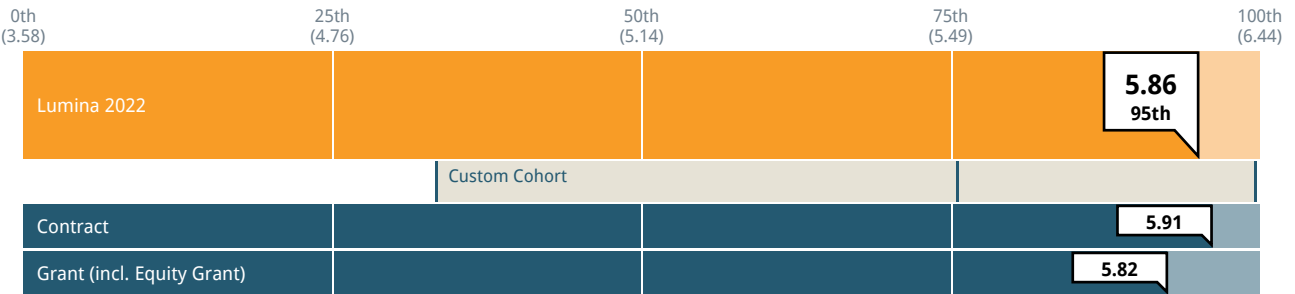


Cohort: Custom Cohort Past results: on Subgroup: Grant/ Contract

Advancing Knowledge and Public Policy

To what extent has the Foundation advanced the state of knowledge in your field?

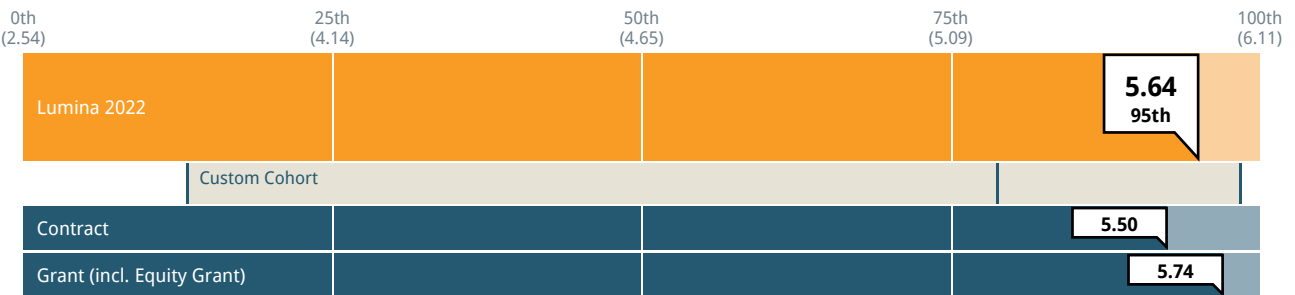
1 = Not at all 7 = Leads the field to new thinking and practice



Cohort: Custom Cohort Past results: on Subgroup: Grant/ Contract

To what extent has the Foundation affected public policy in your field?

1 = Not at all 7 = Major influence on shaping public policy

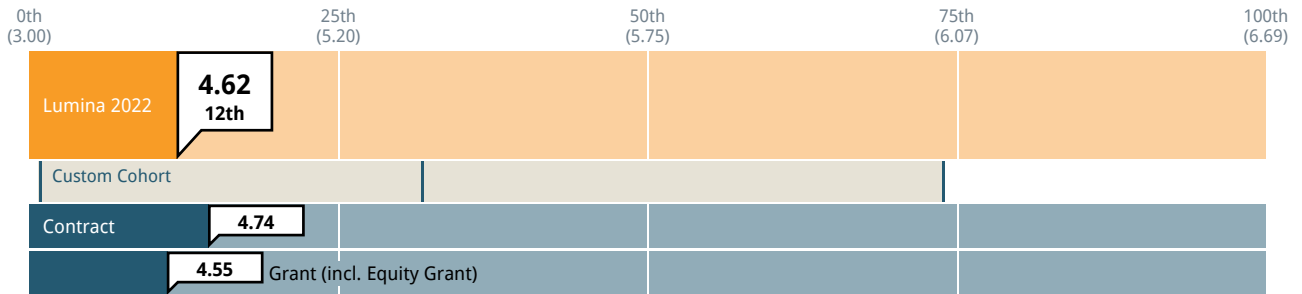


Cohort: Custom Cohort Past results: on Subgroup: Grant/ Contract

Impact on and Understanding of Grantees' Local Communities

Overall, how would you rate the Foundation's impact on your local community?

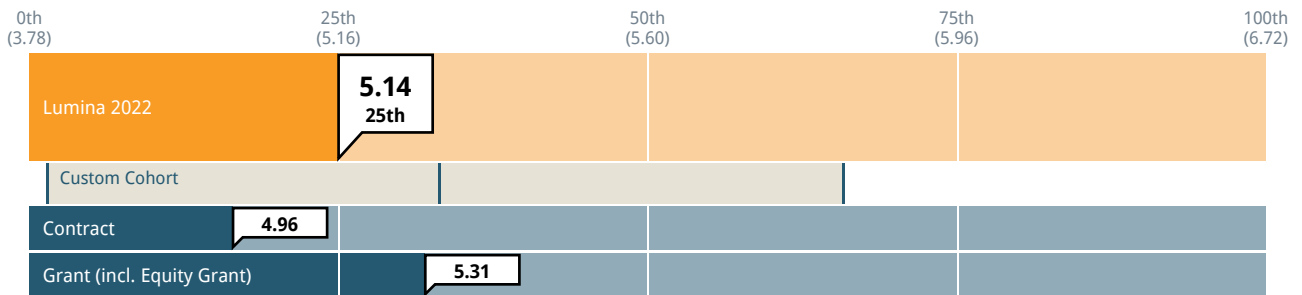
1 = No impact 7 = Significant positive impact



Cohort: Custom Cohort Past results: on Subgroup: Grant/ Contract

How well does the Foundation understand the local community in which you work?

1 = Limited understanding of the community 7 = Regarded as an expert in the community

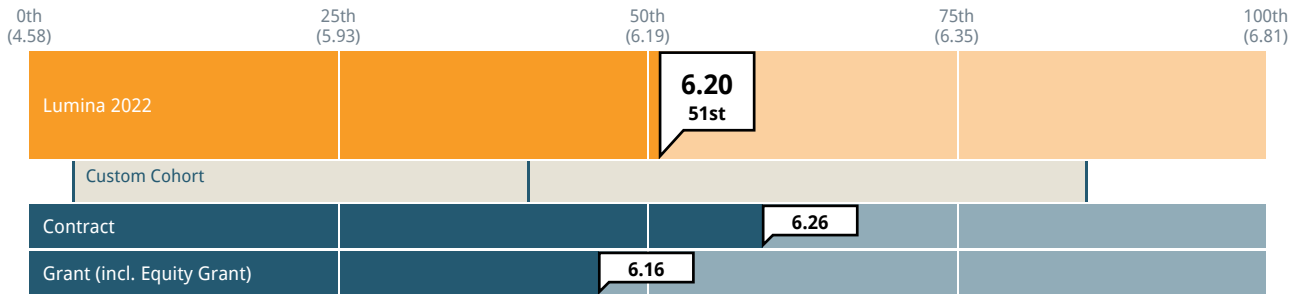


Cohort: Custom Cohort Past results: on Subgroup: Grant/ Contract

Impact on and Understanding of Grantees' Organizations

Overall, how would you rate the Foundation's impact on your organization?

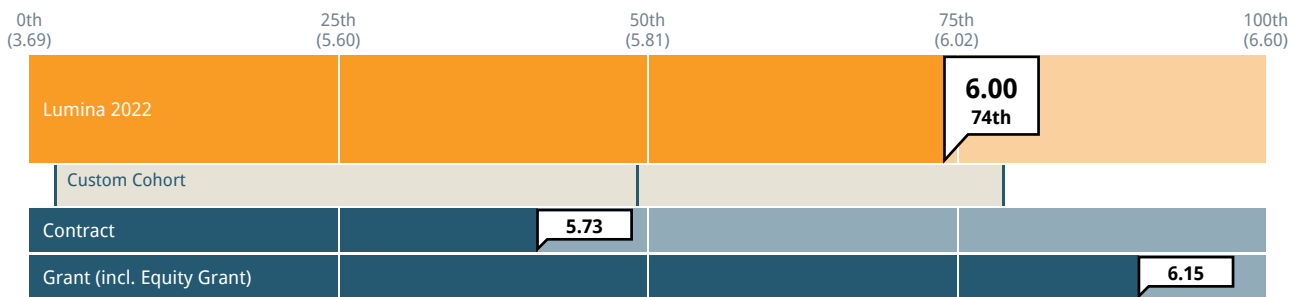
1 = No impact 7 = Significant positive impact



Cohort: Custom Cohort Past results: on Subgroup: Grant/ Contract

How well does the Foundation understand your organization's strategy and goals?

1 = Limited understanding 7 = Thorough understanding

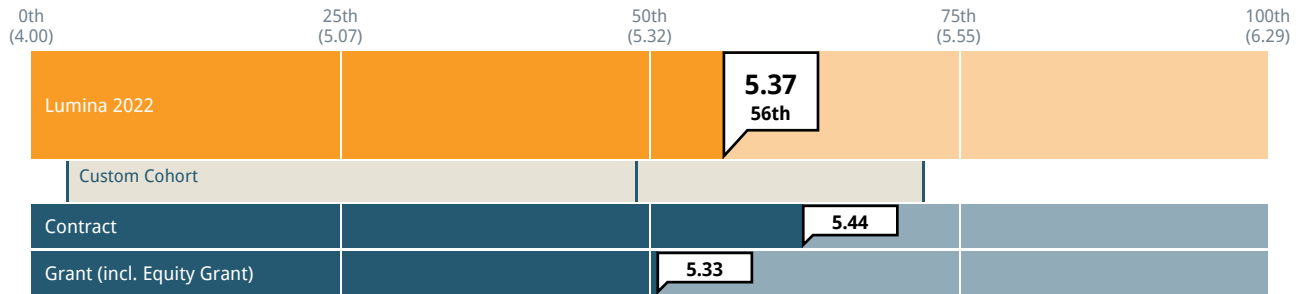


Cohort: Custom Cohort Past results: on Subgroup: Grant/ Contract

Grantee Challenges

How aware is the Foundation of the challenges that your organization is facing?

1 = Not at all aware 7 = Extremely aware



Cohort: Custom Cohort Past results: on Subgroup: Grant/ Contract

Non-Monetary Assistance

Did you receive any non-monetary support from the Foundation during this grant period?

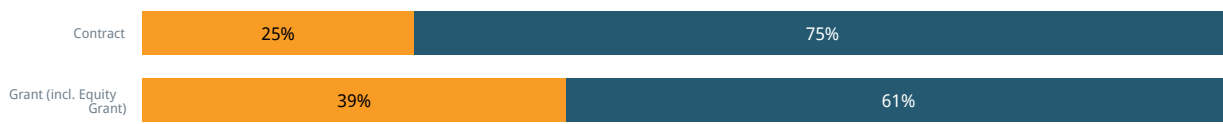
Yes No



Cohort: None Past results: on

Did you receive any non-monetary support from the Foundation during this grant period? - By Subgroup

Yes No



Subgroup: Grant/ Contract

Please note that the following question was only asked of respondents who indicated "yes" to receiving non-monetary support in the previous question.

How would you describe the benefit - to your organization or work - of any non-monetary support that you received?

No benefit A minor benefit A moderate benefit A major benefit



Cohort: None Past results: on

How would you describe the benefit - to your organization or work - of any non-monetary support that you received? - By Subgroup

No benefit A minor benefit A moderate benefit A major benefit

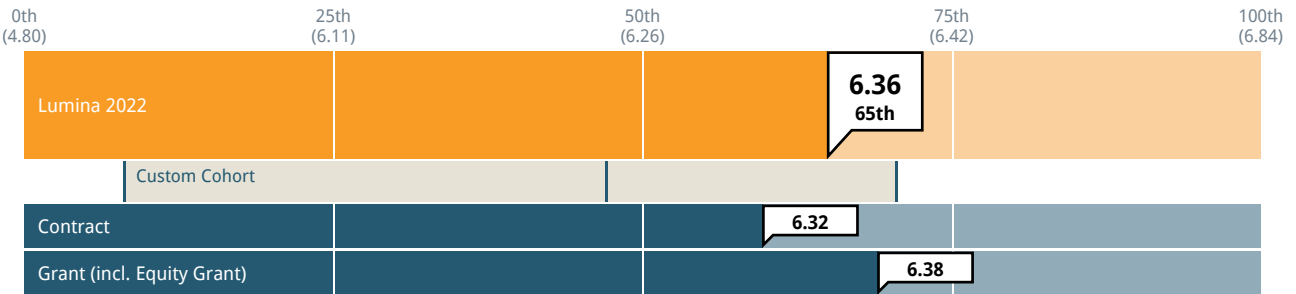


Subgroup: Grant/ Contract

Funder-Grantee Relationships

How comfortable do you feel approaching the Foundation if a problem arises?

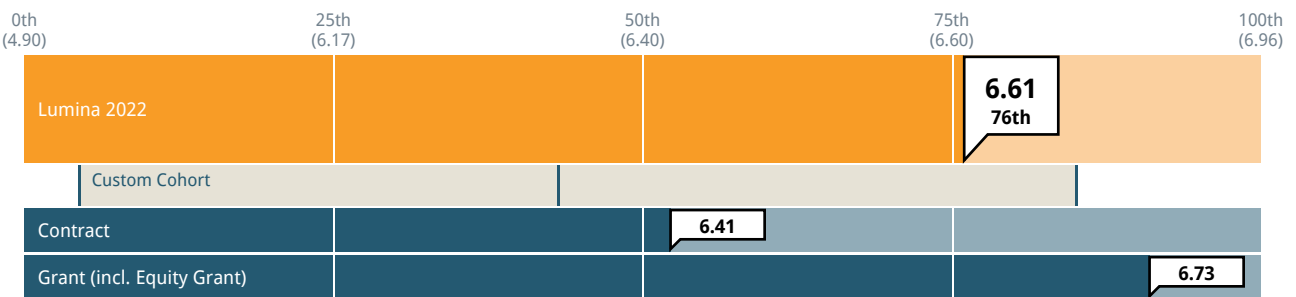
1 = Not at all comfortable 7 = Extremely comfortable



Cohort: Custom Cohort Past results: on Subgroup: Grant/ Contract

Overall, how responsive was Foundation staff?

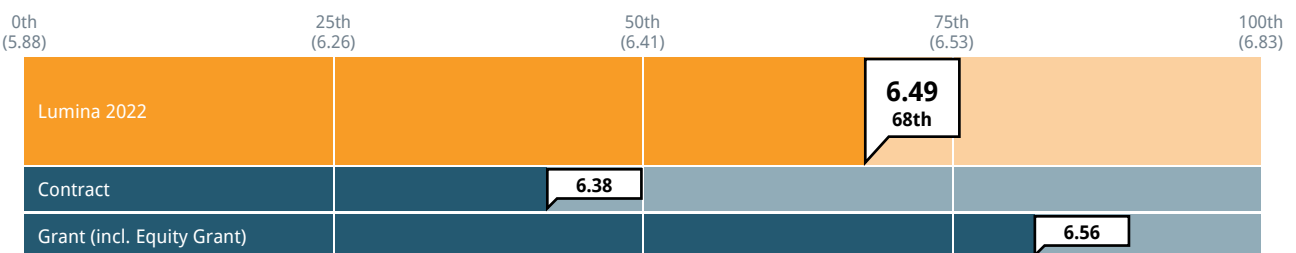
1 = Not at all responsive 7 = Extremely responsive



Cohort: Custom Cohort Past results: on Subgroup: Grant/ Contract

To what extent did the Foundation exhibit trust in your organization's staff during this grant?

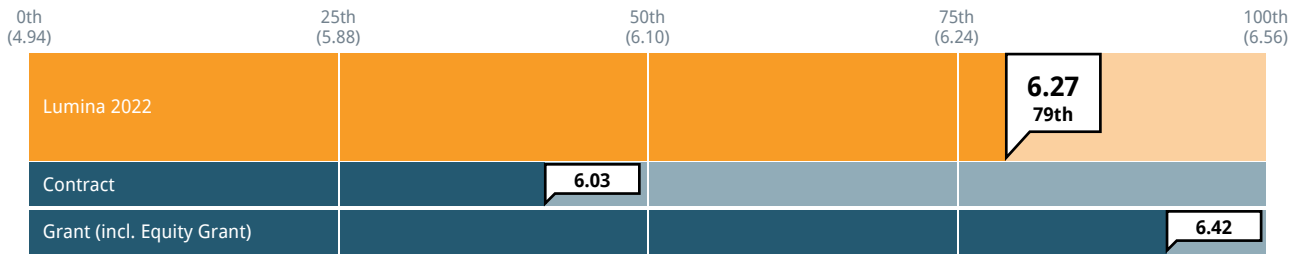
1 = Not at all 4 = Somewhat 7 = To a great extent



Cohort: None Past results: on Subgroup: Grant/ Contract

To what extent did the Foundation exhibit candor about the Foundation's perspectives on your work during this grant?

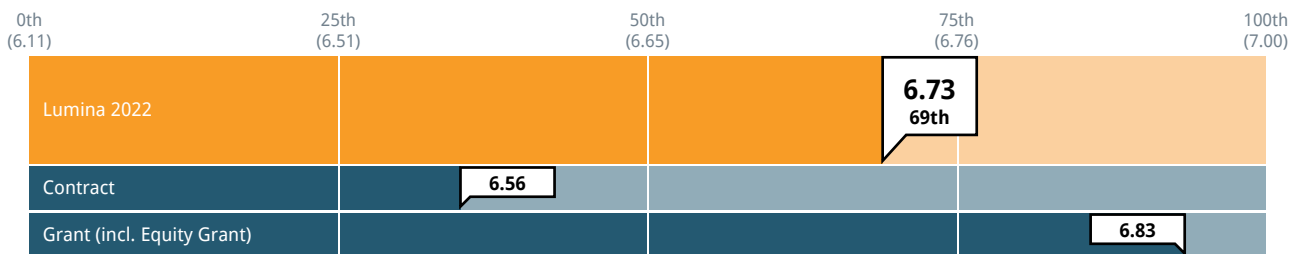
1 = Not at all 4 = Somewhat 7 = To a great extent



Cohort: None Past results: on Subgroup: Grant/ Contract

To what extent did the Foundation exhibit respectful interaction during this grant?

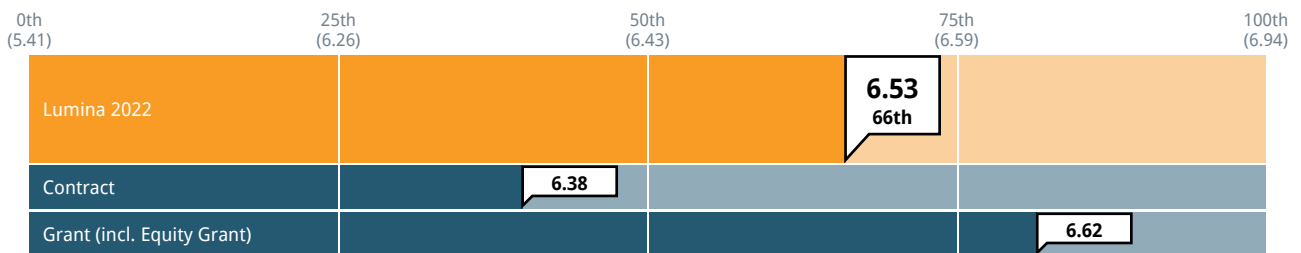
1 = Not at all 4 = Somewhat 7 = To a great extent



Cohort: None Past results: on Subgroup: Grant/ Contract

To what extent did the Foundation exhibit compassion for those affected by your work during this grant?

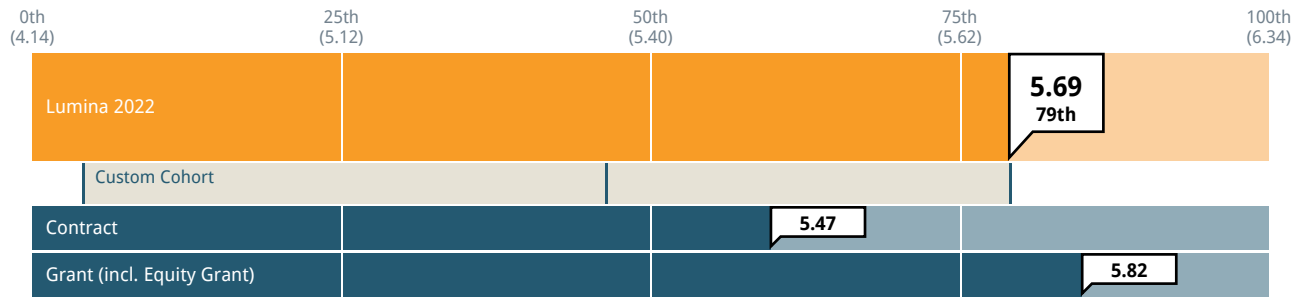
1 = Not at all 4 = Somewhat 7 = To a great extent



Cohort: None Past results: on Subgroup: Grant/ Contract

To what extent is the Foundation open to ideas from grantees about its strategy?

1 = Not at all 7 = To a great extent

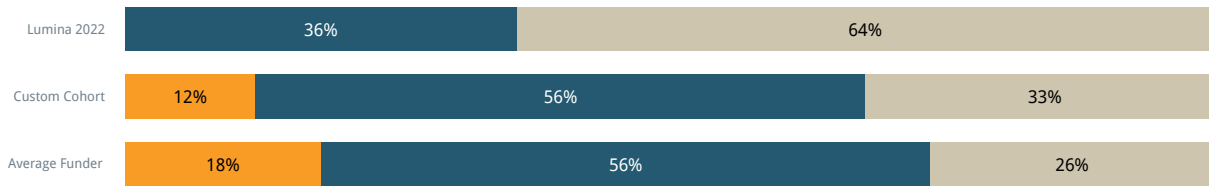


Cohort: Custom Cohort Past results: on Subgroup: Grant/ Contract

Interaction Patterns

How often do/did you have contact with your Lumina grant lead during this grant?


Yearly or less often Once every few months Monthly or more often



Cohort: Custom Cohort Past results: on

How often do/did you have contact with your Lumina grant lead during this grant? - By Subgroup

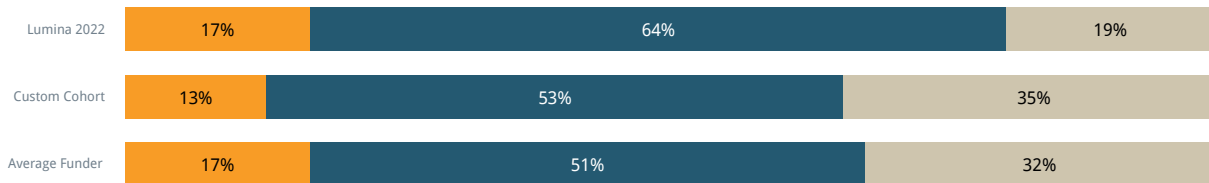
Yearly or less often Once every few months Monthly or more often



Subgroup: Grant/ Contract

Who most frequently initiated the contact you had with your Lumina grant lead during this grant?

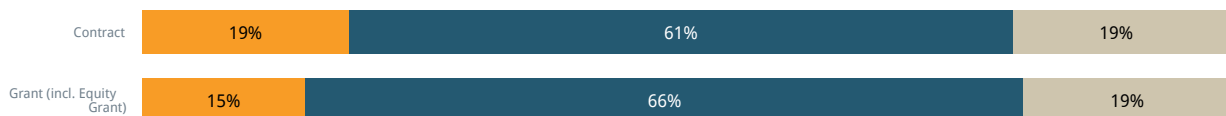
Lumina Grant Lead Both of equal frequency Grantee



Cohort: Custom Cohort Past results: on

Who most frequently initiated the contact you had with your Lumina grant lead during this grant? - By Subgroup

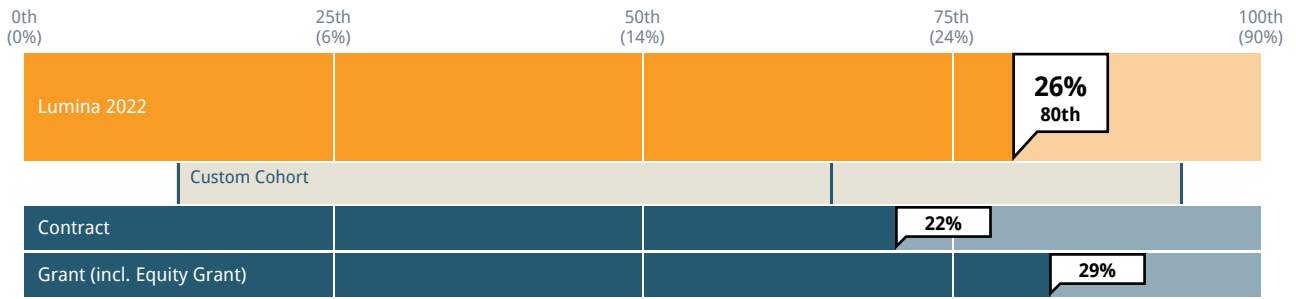
Lumina Grant Lead Both of equal frequency Grantee



Subgroup: Grant/ Contract

Has your main contact at the Foundation changed in the past six months?

Proportion of grantees responding 'Yes'

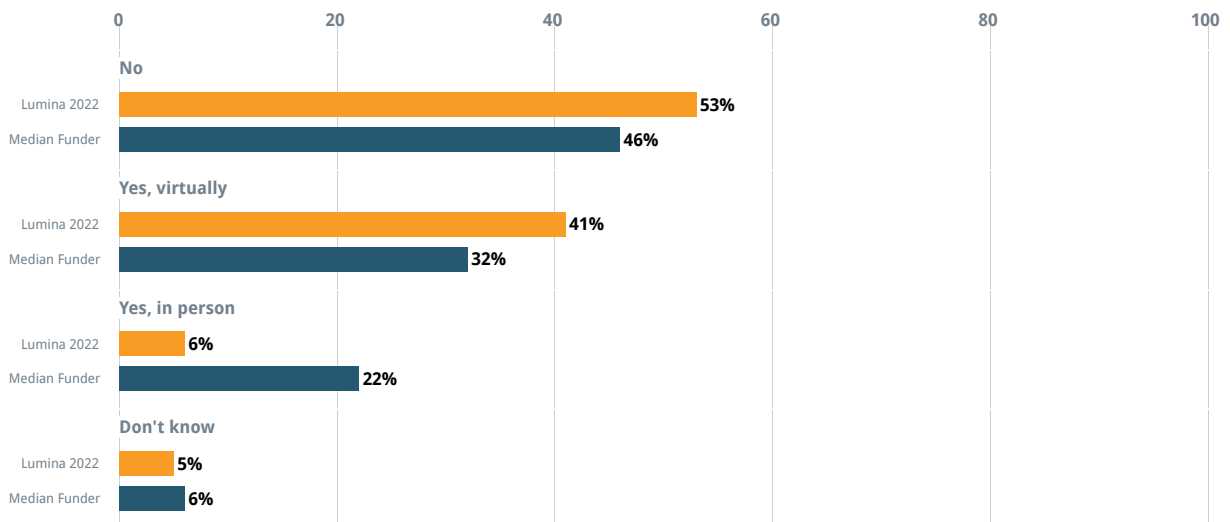


Cohort: Custom Cohort Past results: on Subgroup: Grant/ Contract

The following questions were recently added to the grantee survey and only represent comparative data from 25 funders.

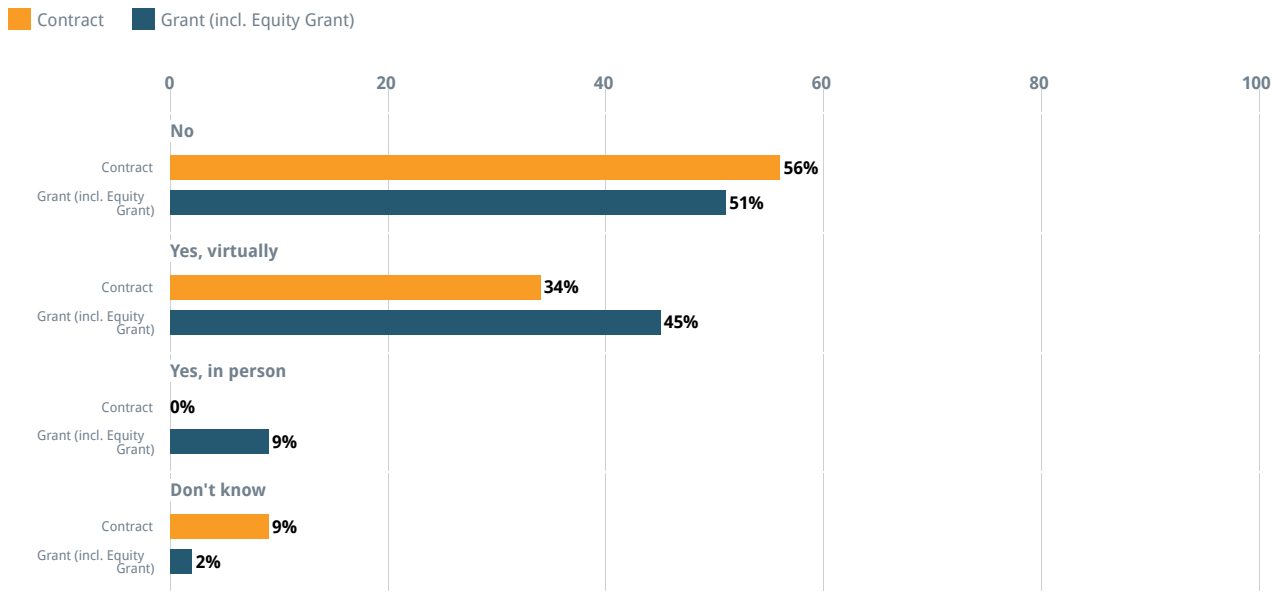
At any point during this grant, including the proposal process, did the Foundation staff visit your offices or programs?

Lumina 2022 Median Funder



Cohort: None Past results: on

At any point during this grant, including the proposal process, did the Foundation staff visit your offices or programs? - By Subgroup

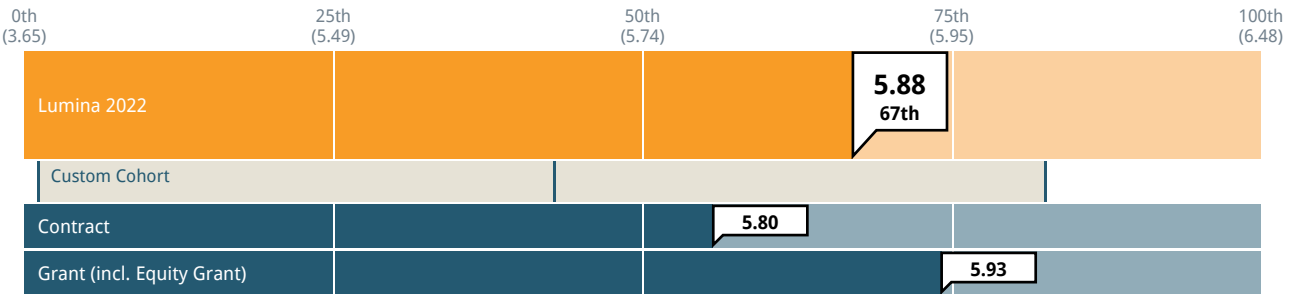


Subgroup: Grant/ Contract

Communication

How clearly has the Foundation communicated its goals and strategy to you?

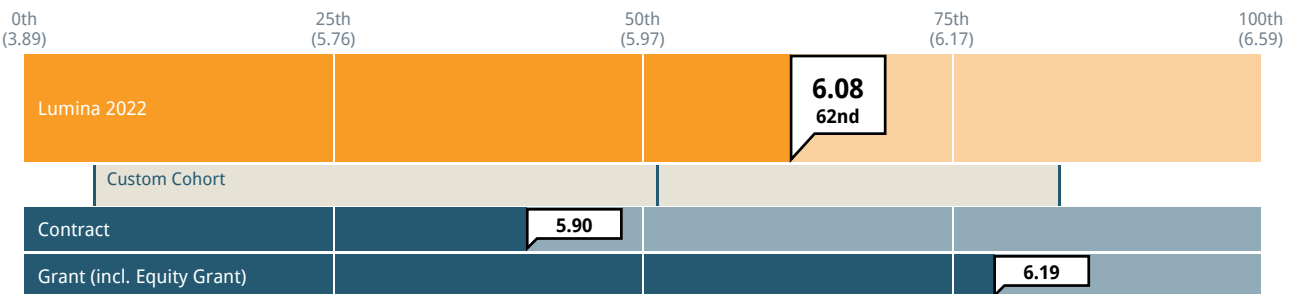
1 = Not at all clearly 7 = Extremely clearly



Cohort: Custom Cohort Past results: on Subgroup: Grant/ Contract

How consistent was the information provided by different communication resources, both personal and written, that you used to learn about the Foundation?

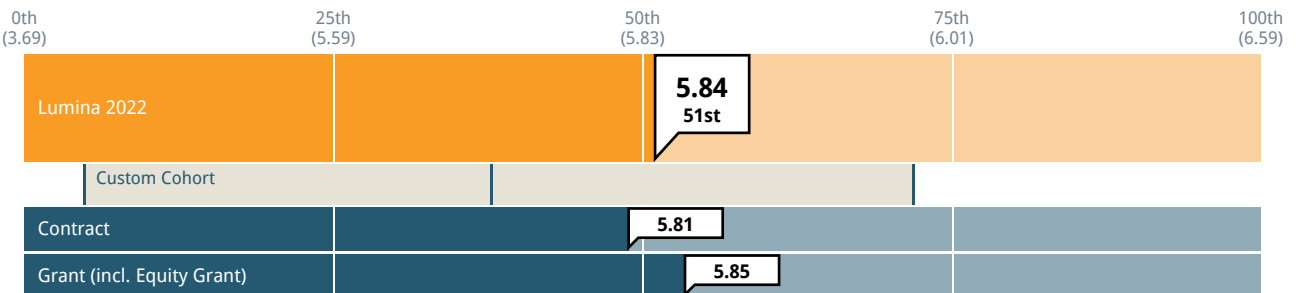
1 = Not at all consistent 7 = Completely consistent



Cohort: Custom Cohort Past results: on Subgroup: Grant/ Contract

Overall, how transparent is the Foundation with your organization?

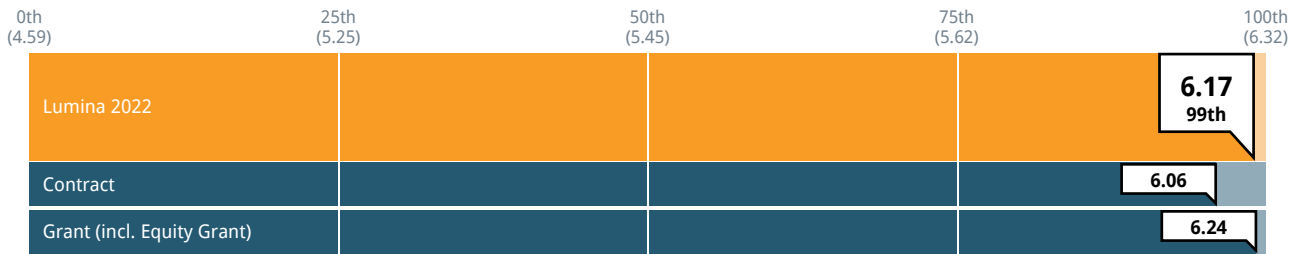
1 = Not at all transparent 7 = Extremely transparent



Cohort: Custom Cohort Past results: on Subgroup: Grant/ Contract

How well do you understand the way in which the work funded by this grant fits into the Foundation's broader efforts?

1 = Limited understanding 7 = Thorough understanding

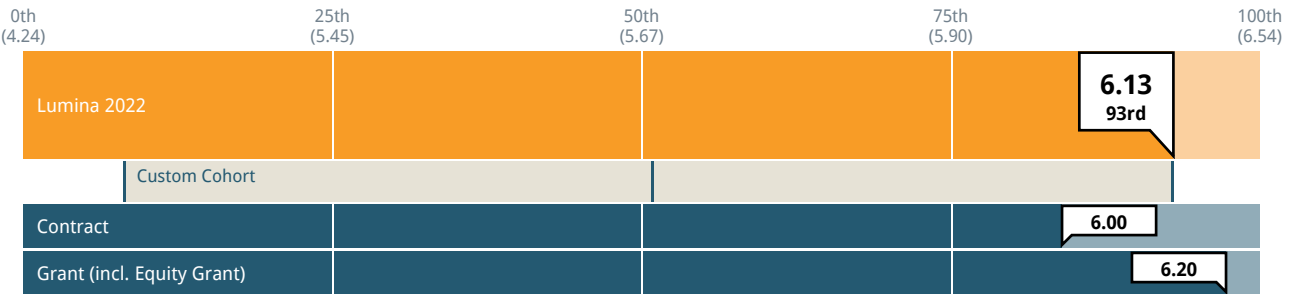


Cohort: None Past results: on Subgroup: Grant/ Contract

Contextual Understanding

How well does the Foundation understand the social, cultural, or socioeconomic factors that affect your work?

1 = Limited understanding 7 = Thorough understanding



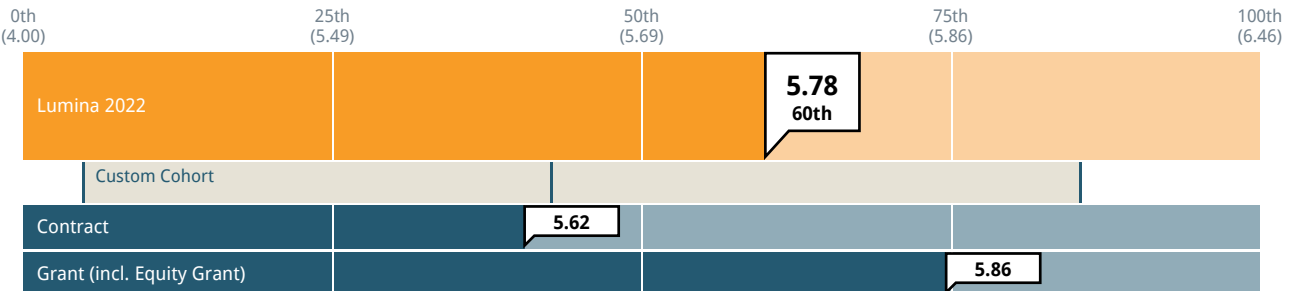
Cohort: Custom Cohort Past results: on Subgroup: Grant/ Contract

In the following questions, we use the phrase “the people and communities that you serve” to refer to those your organization seeks to serve through the services and/or programs it provides.

Please note that CEP recently modified the following questions. The prior questions were: "How well does the Foundation understand your intended beneficiaries' needs?" and "To what extent do the Foundation's funding priorities reflect a deep understanding of your intended beneficiaries' needs?" The question anchors have not been modified.

How well does the Foundation understand the needs of the people and communities that you serve?

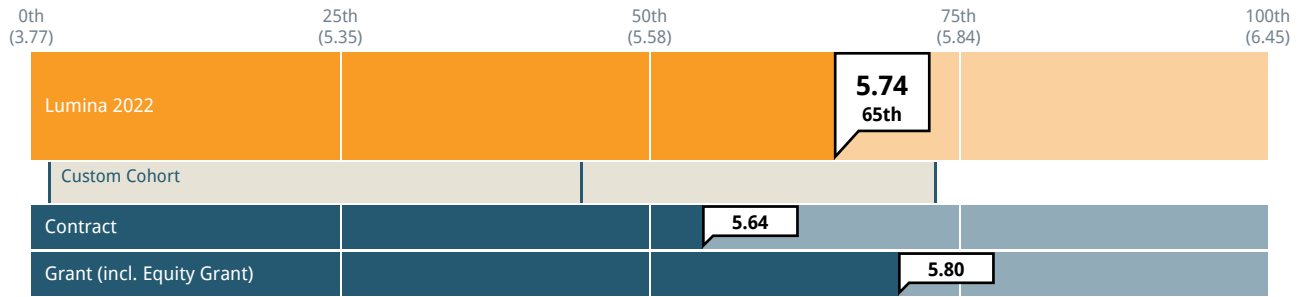
1 = Limited understanding 7 = Thorough understanding



Cohort: Custom Cohort Past results: on Subgroup: Grant/ Contract

To what extent do the Foundation's funding priorities reflect a deep understanding of the needs of the people and communities that you serve?

1 = Not at all 7 = To a great extent

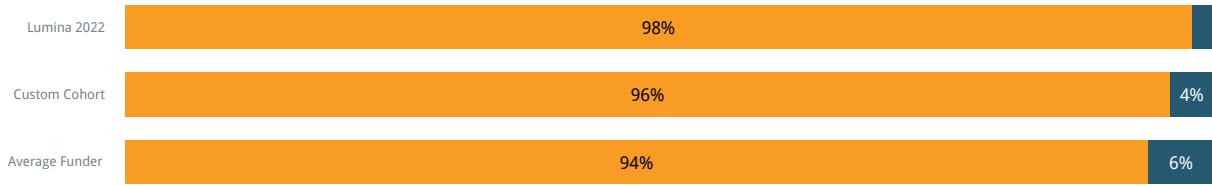


Cohort: Custom Cohort Past results: on Subgroup: Grant/ Contract

Grant Processes

Did you submit a proposal to the Foundation for this grant?

Submitted a proposal Did not submit a proposal



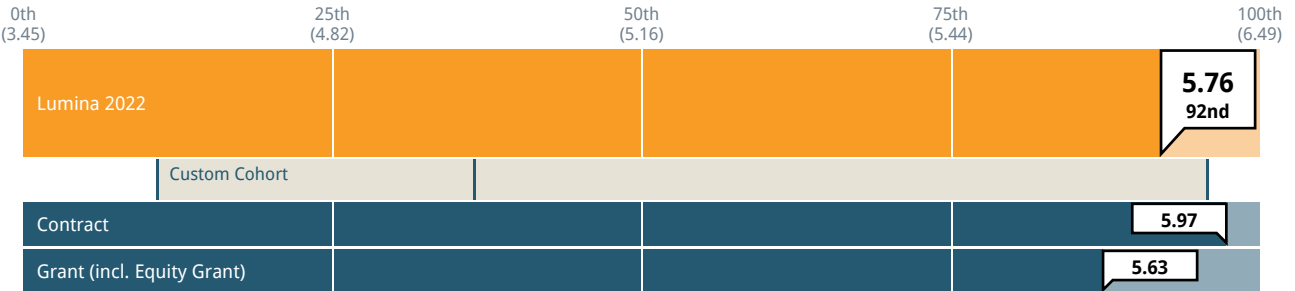
Cohort: Custom Cohort Past results: on

Selection Process

Please note that CEP recently modified the following question. The prior question text was: "How helpful was participating in the Foundation's selection process in strengthening the organization/program funded by the grant?" The corresponding anchors were "not at all helpful" and "extremely helpful."

To what extent was the Foundation's proposal process a helpful opportunity to strengthen the efforts funded by the grant?

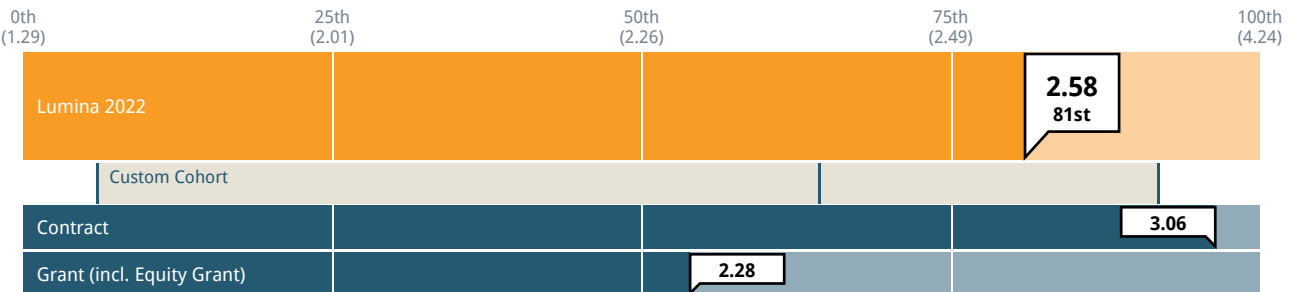
1 = Not at all 7 = To a great extent



Cohort: Custom Cohort Past results: on Subgroup: Grant/ Contract

As you developed your grant proposal, how much pressure did you feel to modify your organization's priorities in order to create a grant proposal that was likely to receive funding?

1 = No pressure 7 = Significant pressure



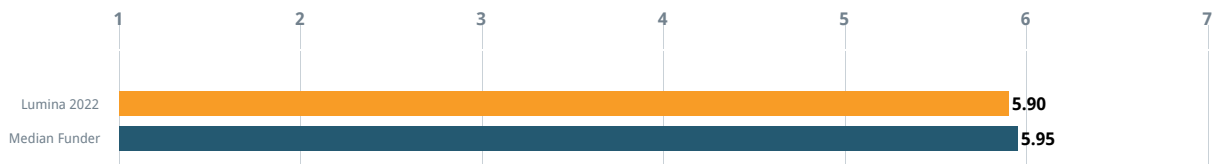
Cohort: Custom Cohort Past results: on Subgroup: Grant/ Contract

The following questions were recently added to the grantee survey and only represent comparative data from 25 funders.

To what extent was the Foundation's proposal process an appropriate level of effort given the amount of funding received?

1 = Not at all 7 = To a great extent

Lumina 2022 Median Funder

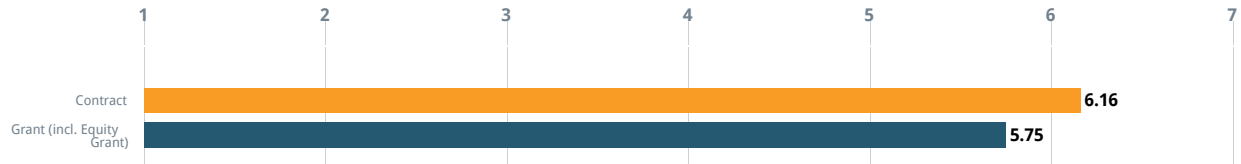


Cohort: None Past results: on

To what extent was the Foundation's proposal process an appropriate level of effort given the amount of funding received? - By Subgroup

1 = Not at all 7 = To a great extent

Contract Grant (incl. Equity Grant)

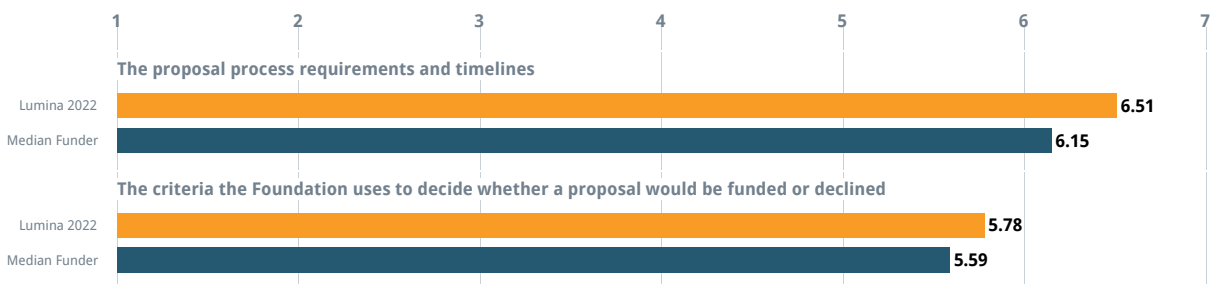


Subgroup: Grant/ Contract

To what extent was the Foundation clear and transparent about:

1 = Not at all 7 = To a great extent

Lumina 2022 Median Funder

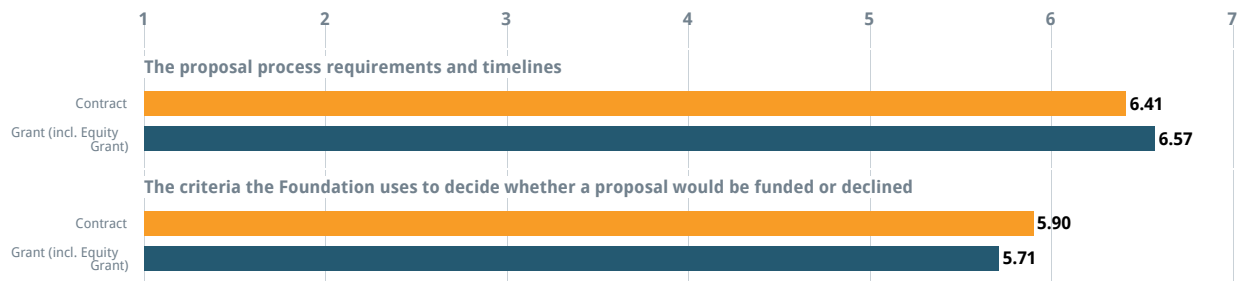


Cohort: None Past results: on

To what extent was the Foundation clear and transparent about: - By Subgroup

1 = Not at all 7 = To a great extent

Contract Grant (incl. Equity Grant)



Subgroup: Grant/ Contract

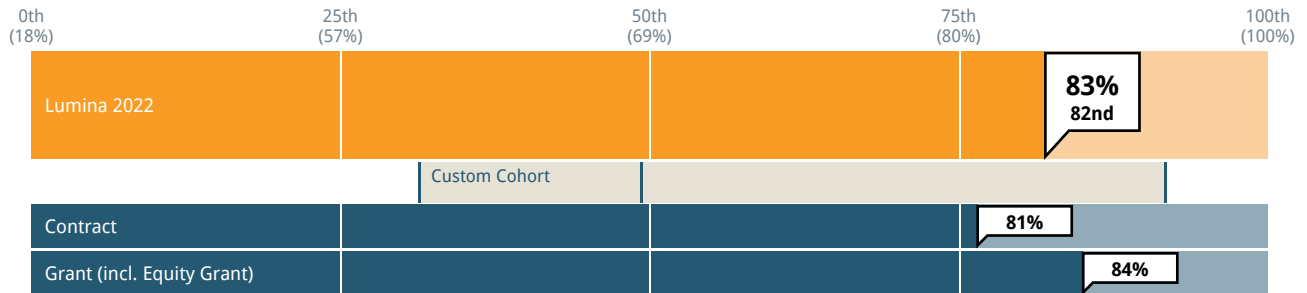
Reporting and Evaluation Process

Definition of Reporting and Evaluation

- "Reporting" - Lumina's standard oversight, monitoring, and grant reporting.
- "Evaluation" - formal activities *beyond reporting* undertaken by Lumina to assess or learn about a grant, a program, or Lumina's efforts.

At any point during the proposal or the grant period, did the Foundation and your organization exchange ideas regarding how your organization would assess the results of the work funded by this grant?

Proportion of grantees responding 'Yes'



Cohort: Custom Cohort Past results: on Subgroup: Grant/ Contract

Participation in Reporting and/or Evaluation Processes

- Participated in a reporting process only
- Participated in an evaluation process only
- Participated in both a reporting and an evaluation process
- Participated in neither a reporting nor an evaluation process



Cohort: Custom Cohort Past results: on

Participation in Reporting and/or Evaluation Processes - By Subgroup

- Participated in a reporting process only
- Participated in an evaluation process only
- Participated in both a reporting and an evaluation process
- Participated in neither a reporting nor an evaluation process



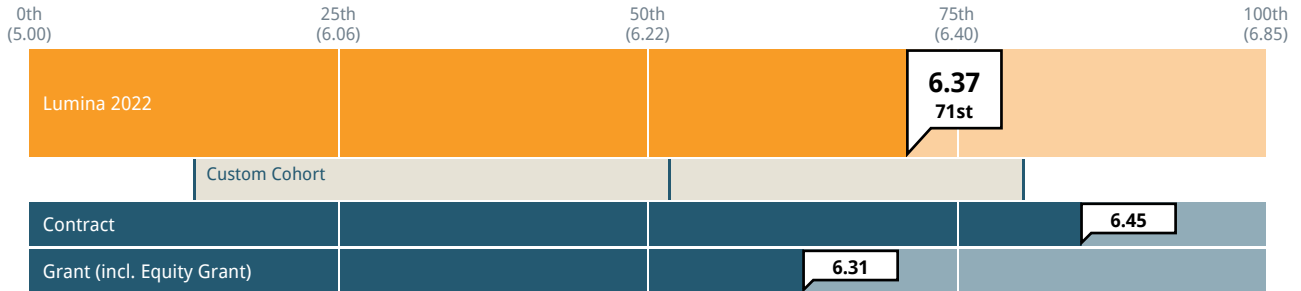
Subgroup: Grant/ Contract

Reporting Process

The following questions were only asked of grantees that indicated having participated in a reporting process. See the "Reporting and Evaluation Process" page for data on the proportion of grantees participating in this process.

To what extent was the Foundation's reporting process straightforward?

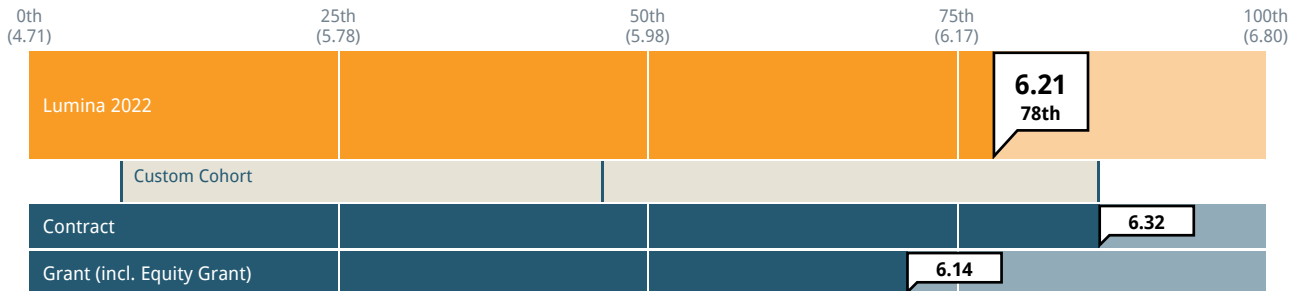
1 = Not at all 7 = To a great extent



Cohort: Custom Cohort Past results: on Subgroup: Grant/ Contract

To what extent was the Foundation's reporting process adaptable, if necessary, to fit your circumstances?

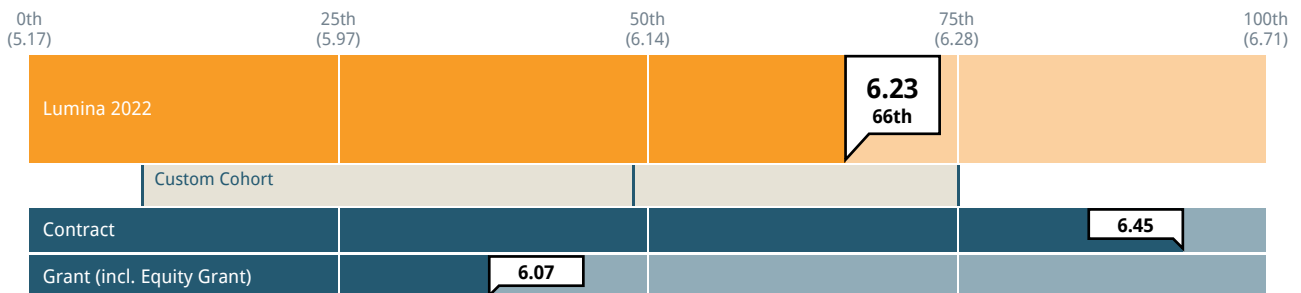
1 = Not at all 7 = To a great extent



Cohort: Custom Cohort Past results: on Subgroup: Grant/ Contract

To what extent was the Foundation's reporting process relevant, with questions and measures pertinent to the work funded by this grant?

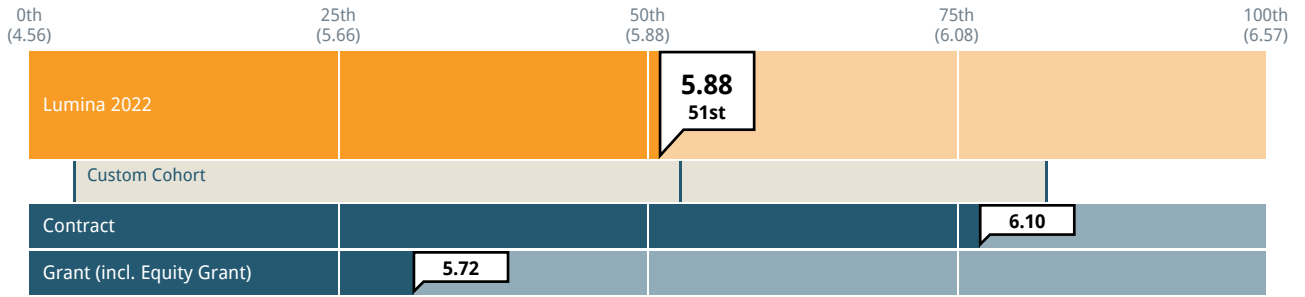
1 = Not at all 7 = To a great extent



Cohort: Custom Cohort Past results: on Subgroup: Grant/ Contract

To what extent was the Foundation's reporting process a helpful opportunity for you to reflect and learn?

1 = Not at all 7 = To a great extent



Cohort: Custom Cohort Past results: on Subgroup: Grant/ Contract

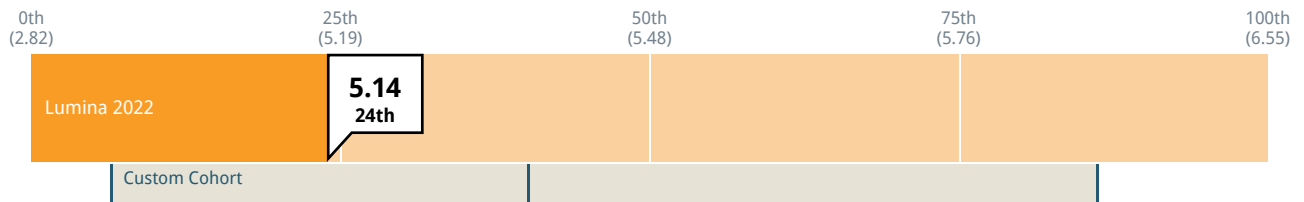
Evaluation Process

The following questions were only asked of grantees that indicated having participated in an evaluation process. See the "Reporting and Evaluation Process" page for data on the proportion of grantees participating in this process.

Due to small group size, subgroup data is not available.

To what extent did the evaluation incorporate input from your organization in the design of the evaluation?

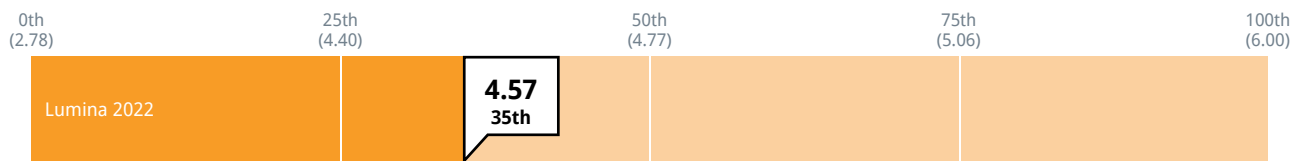
1 = Not at all 7 = To a great extent



Cohort: Custom Cohort Past results: on Subgroup: Grant/ Contract

To what extent did the evaluation result in your organization making changes to the work that was evaluated?

1 = Not at all 7 = To a great extent

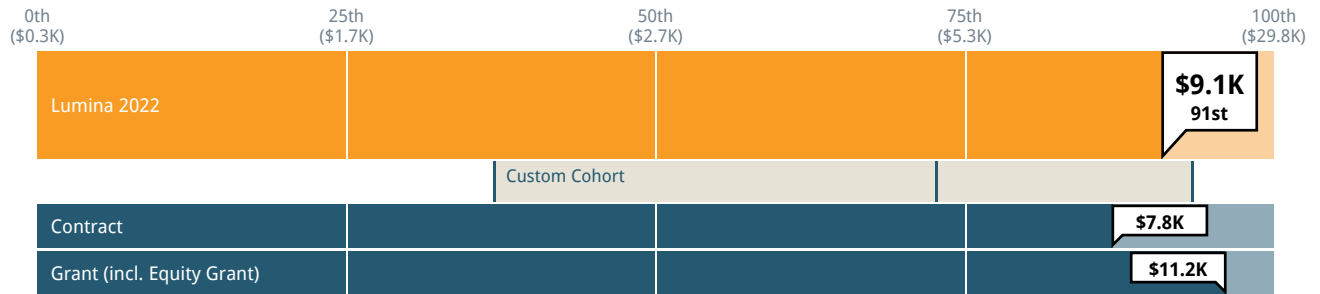


Cohort: None Past results: on Subgroup: Grant/ Contract

Dollar Return and Time Spent on Processes

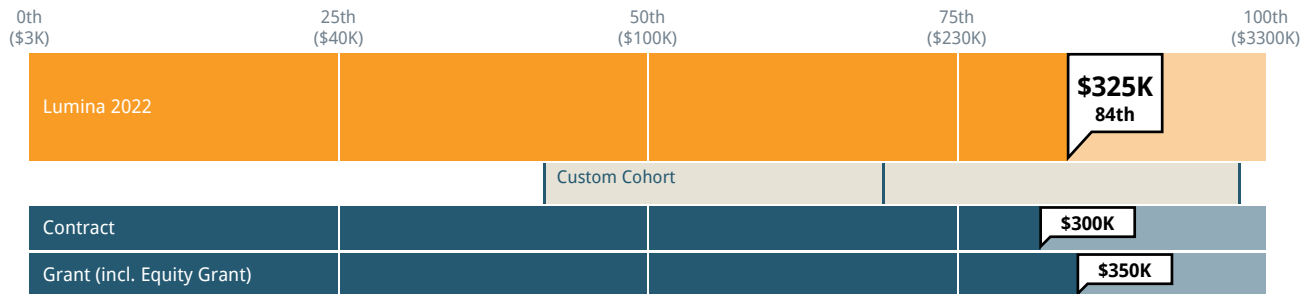
Dollar Return: Median grant dollars awarded per process hour required

Includes total grant dollars awarded and total time necessary to fulfill the requirements over the lifetime of the grant



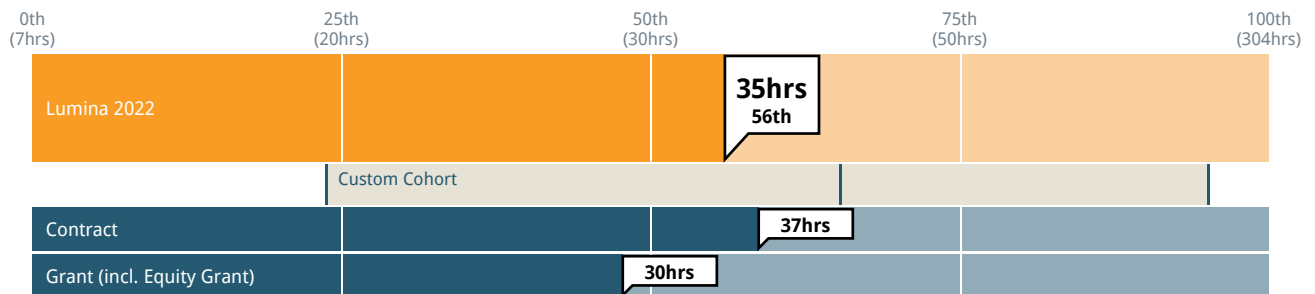
Cohort: Custom Cohort Past results: on Subgroup: Grant/ Contract

Median Grant Size



Cohort: Custom Cohort Past results: on Subgroup: Grant/ Contract

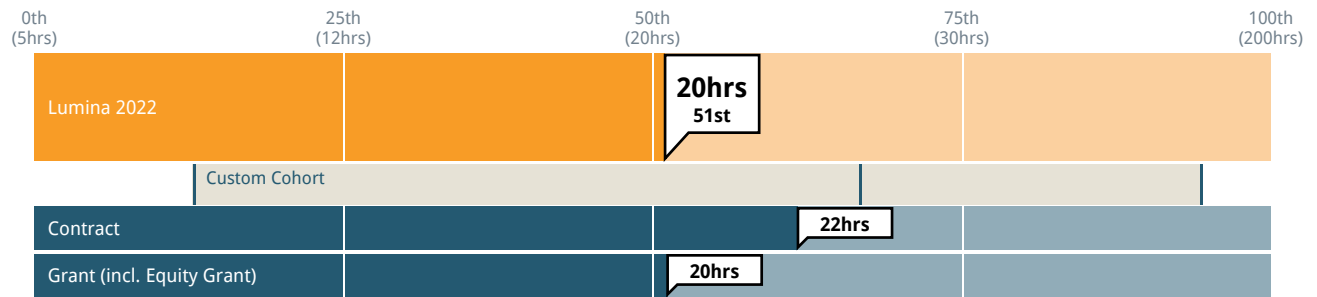
Median hours spent by grantees on funder requirements over grant lifetime



Cohort: Custom Cohort Past results: on Subgroup: Grant/ Contract

Time Spent on Selection Process

Median Hours Spent on Proposal and Proposal Process



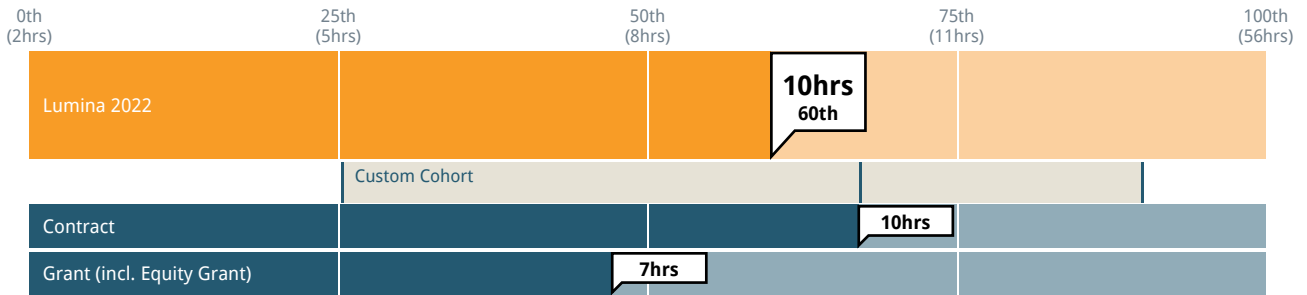
Cohort: Custom Cohort Past results: on Subgroup: Grant/ Contract

Selected Cohort: Custom Cohort			
Time Spent On Proposal And Proposal Process	Lumina 2022	Average Funder	Custom Cohort
1 to 9 hours	23%	23%	15%
10 to 19 hours	18%	21%	19%
20 to 29 hours	23%	17%	18%
30 to 39 hours	11%	7%	9%
40 to 49 hours	8%	11%	13%
50 to 99 hours	13%	11%	14%
100 to 199 hours	2%	6%	8%
200+ hours	2%	3%	3%

Selected Subgroup: Grant/ Contract		
Time Spent On Proposal And Proposal Process (By Subgroup)	Contract	Grant (incl. Equity Grant)
1 to 9 hours	25%	21%
10 to 19 hours	9%	23%
20 to 29 hours	25%	21%
30 to 39 hours	9%	12%
40 to 49 hours	9%	8%
50 to 99 hours	16%	12%
100 to 199 hours	6%	0%
200+ hours	0%	4%

Time Spent on Reporting and Evaluation Process

Median Hours Spent on Monitoring, Reporting and Evaluation Process Per Year



Cohort: Custom Cohort Past results: on Subgroup: Grant/ Contract

Selected Cohort: Custom Cohort			
Time Spent On Monitoring, Reporting, And Evaluation Process (Annualized)	Lumina 2022	Average Funder	Custom Cohort
1 to 9 hours	51%	54%	45%
10 to 19 hours	24%	19%	23%
20 to 29 hours	5%	10%	12%
30 to 39 hours	7%	4%	5%
40 to 49 hours	5%	3%	5%
50 to 99 hours	3%	5%	6%
100+ hours	5%	4%	4%

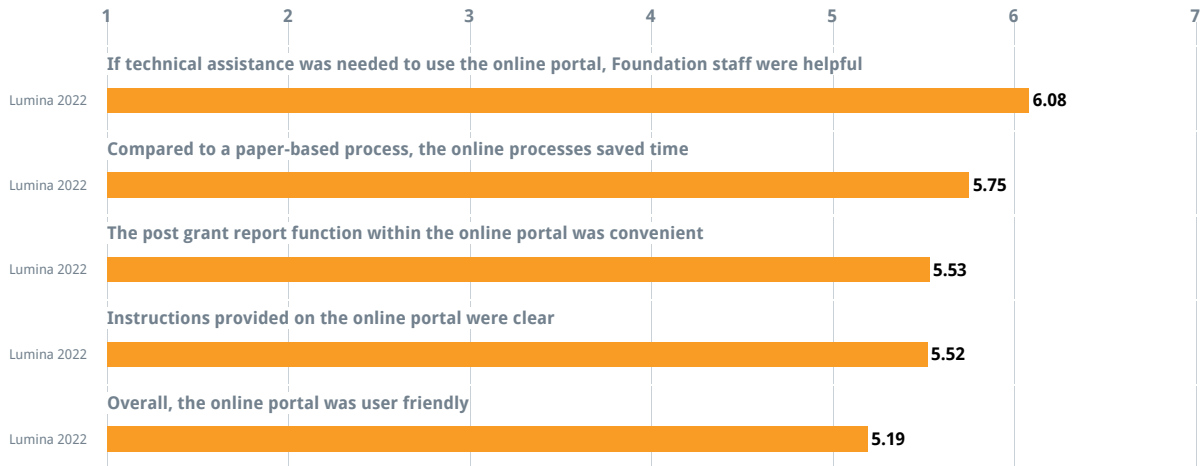
Selected Subgroup: Grant/ Contract		
Time Spent On Monitoring, Reporting, And Evaluation Process (Annualized) (By Subgroup)	Contract	Grant (incl. Equity Grant)
1 to 9 hours	48%	53%
10 to 19 hours	24%	24%
20 to 29 hours	4%	6%
30 to 39 hours	12%	3%
40 to 49 hours	4%	6%
50 to 99 hours	4%	3%
100+ hours	4%	6%

Customized Questions

How strongly do you agree or disagree with the following statements concerning the online grantee portal?

1 = Strongly disagree 4 = Neither agree nor disagree 7 = Strongly agree

Lumina 2022

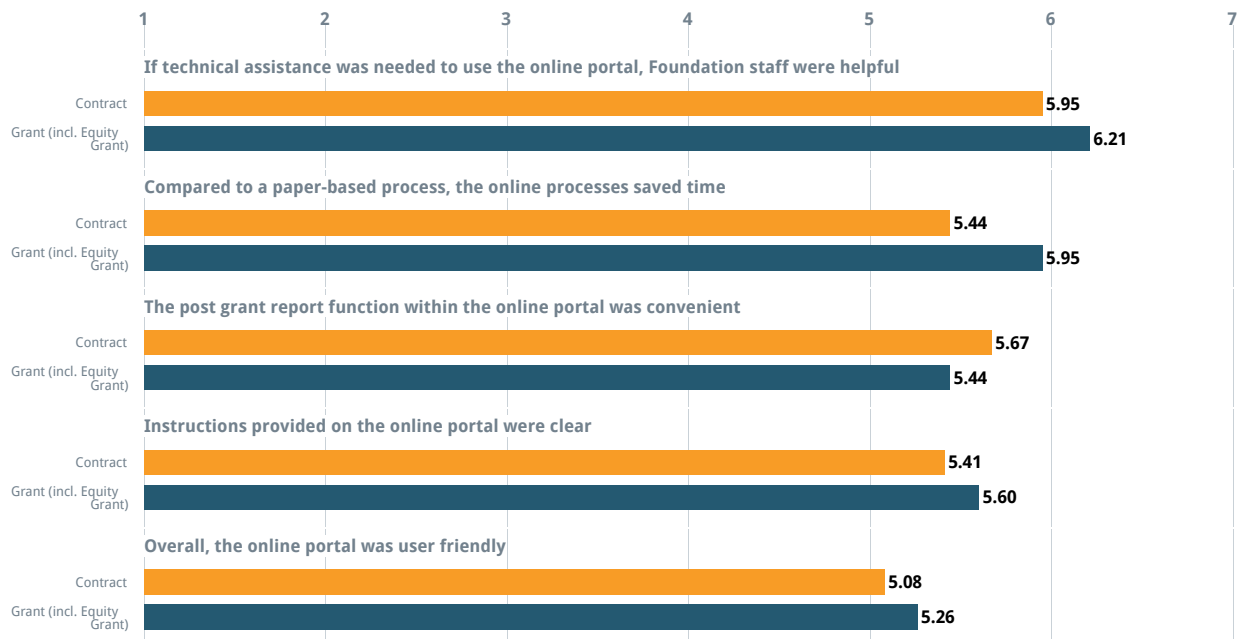


Cohort: None Past results: on

How strongly do you agree or disagree with the following statements concerning the online grantee portal? - By Subgroup

1 = Strongly disagree 4 = Neither agree nor disagree 7 = Strongly agree

Contract Grant (incl. Equity Grant)



Subgroup: Grant/ Contract

The Foundation's New Strategic Plan

Were you aware that the Foundation kicked off a new strategic plan in 2021?

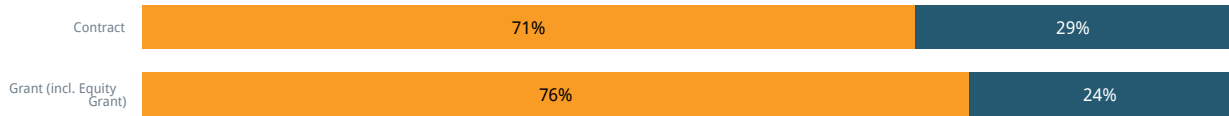
Yes No



Cohort: None Past results: on

Were you aware that the Foundation kicked off a new strategic plan in 2021? - By subgroup

Yes No

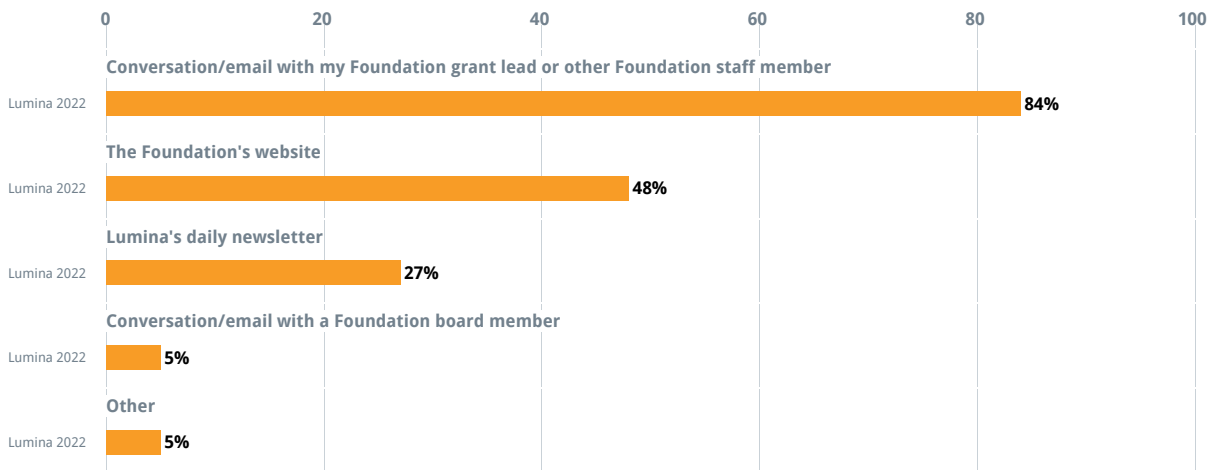


Subgroup: Grant/ Contract

The following questions were only asked of those that, earlier in the survey, indicated being aware that the Foundation kicked off a new strategic plan in 2021.

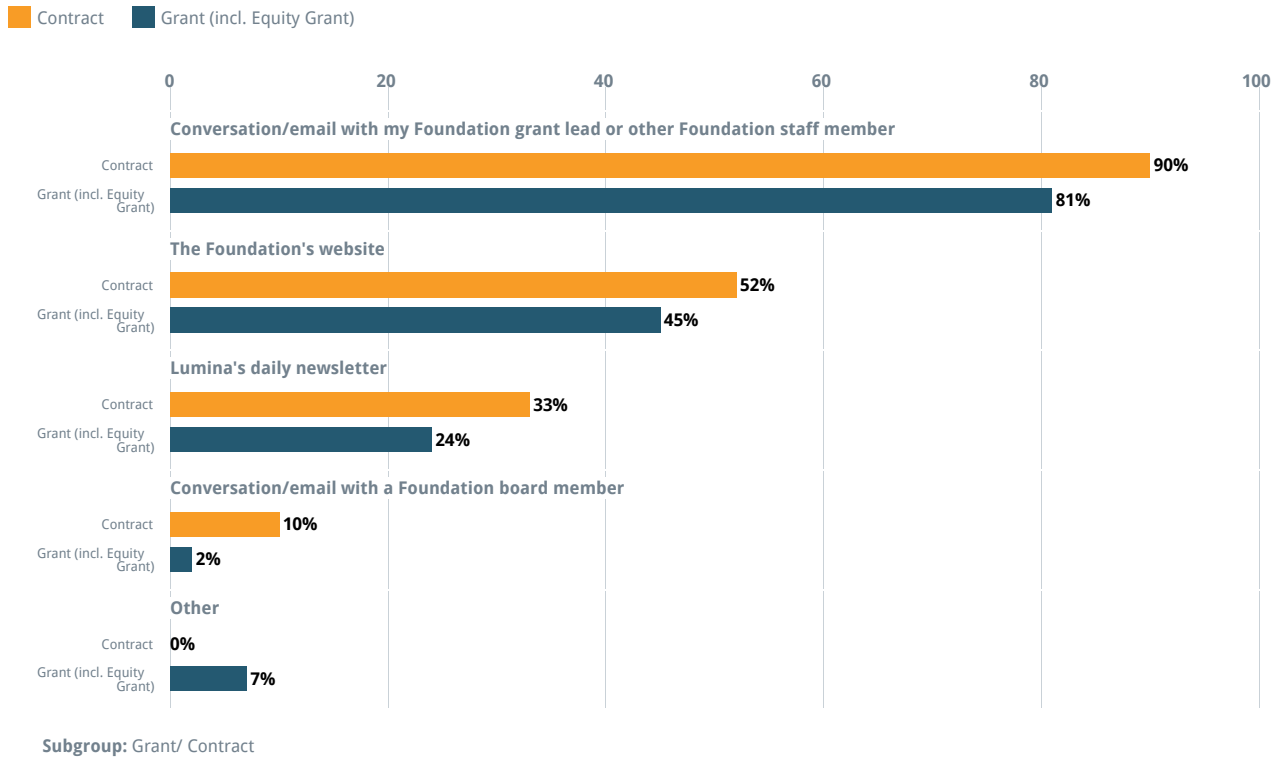
How did you learn about the new strategic plan? (please check all that apply)

Lumina 2022



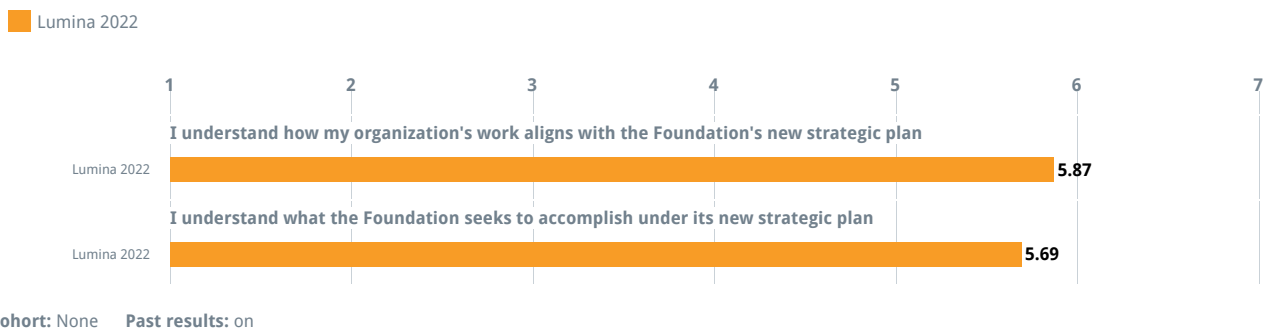
Cohort: None Past results: on

How did you learn about the new strategic plan? (please check all that apply) - By Subgroup



How strongly do you agree or disagree with the following statements regarding your experience with the Foundation's new strategic plan?

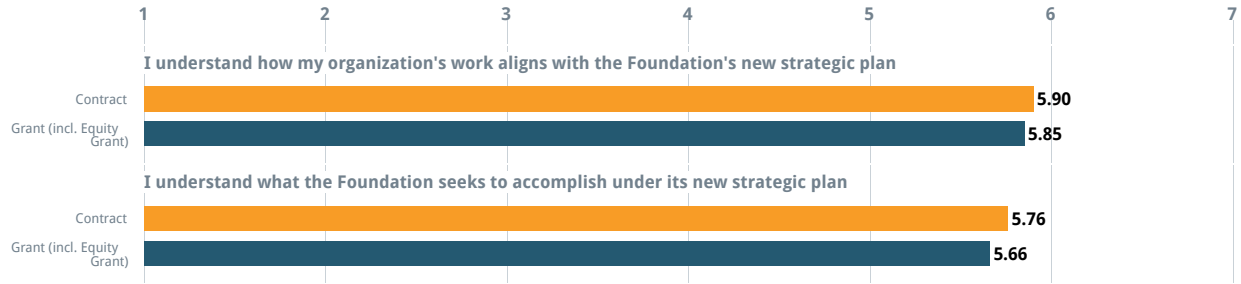
1 = Strongly disagree 4 = Neither agree nor disagree 7 = Strongly agree



How strongly do you agree or disagree with the following statements regarding your experience with the Foundation's new strategic plan? - By Subgroup

1 = Strongly disagree 4 = Neither agree nor disagree 7 = Strongly agree

Contract Grant (incl. Equity Grant)

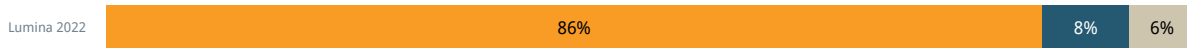


Subgroup: Grant/ Contract

Racial Justice and Equity

Have you and your Lumina grant lead had a conversation focused on racial justice and equity?

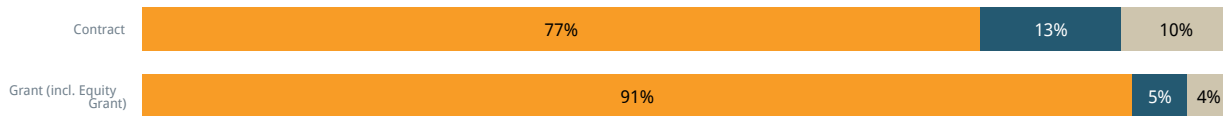
Yes No Don't know



Cohort: None Past results: on

Have you and your Lumina grant lead had a conversation focused on racial justice and equity? - by Subgroup

Yes No Don't know

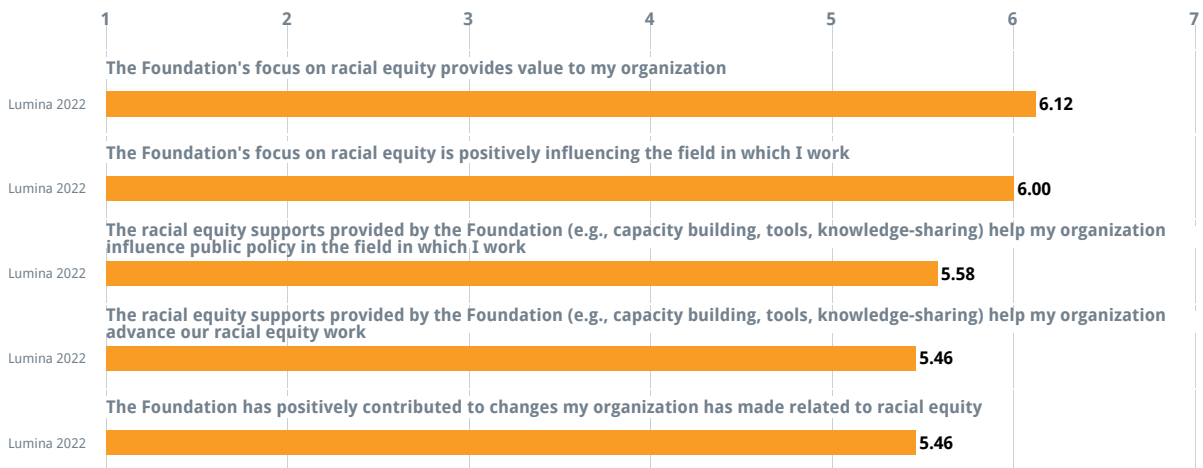


Subgroup: Grant/ Contract

Please rate the extent to which you agree or disagree with the following statements about the Foundation's focus on racial equity:

1 = Strongly disagree 4 = Neither agree nor disagree 7 = Strongly agree

Lumina 2022

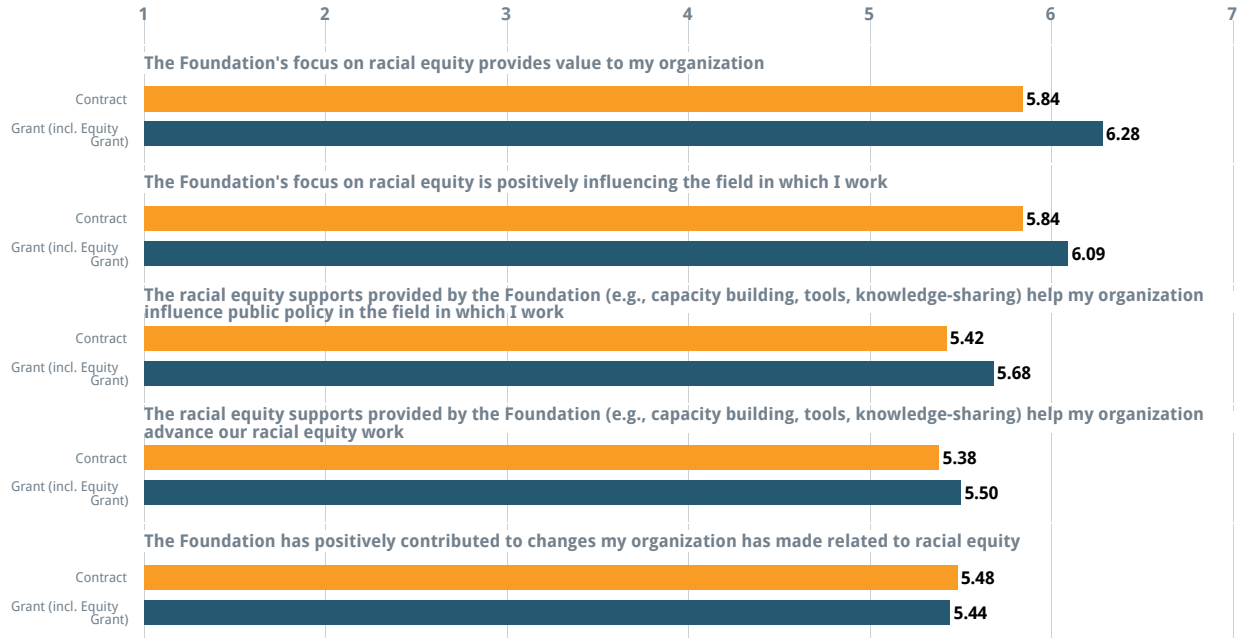


Cohort: None Past results: on

Please rate the extent to which you agree or disagree with the following statements about the Foundation's focus on racial equity: - By Subgroup

1 = Strongly disagree 4 = Neither agree nor disagree 7 = Strongly agree

Contract Grant (incl. Equity Grant)



Subgroup: Grant/ Contract

Grantees' Written Comments

In the Foundation's Grantee Perception Report survey, CEP asks three written questions:

1. "Please comment on the quality of Lumina's processes, interactions, and communications."
2. "Thinking beyond the grant you received, please comment on how Lumina influences your field, community, or organization."
3. "What specific improvements would you suggest that would make Lumina a better funder?"

To download the full set of grantee comments and suggestions, please refer to the "Attachments" dropdown menu at the top right of your report. Please note that some comments may be redacted or removed to protect the confidentiality of respondents.

CEP's Qualitative Analysis

CEP thoroughly reviews each comment submitted and conducts comprehensive qualitative analysis on two of these questions in the GPR.

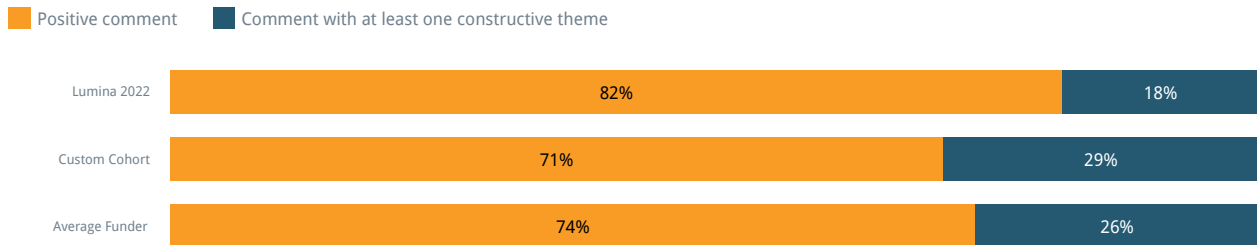
The following pages outline the results of CEP's analyses.

Quality of Processes, Interactions and Communications

Grantees were asked to comment on the quality of Lumina's processes, interactions, and communications. Their comments were then categorized by the nature of their content, specifically whether the content is positive, neutral or constructive.

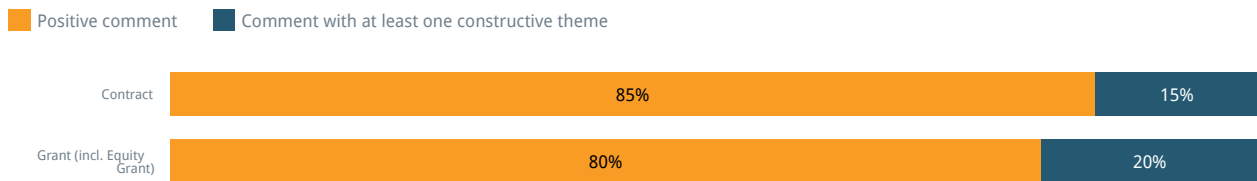
For a comment to be categorized as constructive, there must have been at least one constructive topic in its content.

Positivity of Comments about the Quality of the Foundation's Processes, Interactions, and Communications



Cohort: Custom Cohort Past results: on

Positivity of Comments about the Quality of the Foundation's Processes, Interactions, and Communications - By Subgroup



Subgroup: Grant/ Contract

Suggestion Themes

Grantees were asked to provide any suggestions for how the Foundation could improve. The 87 grantees that responded to the survey provided 33 constructive suggestions. These suggestions were thematically categorized by CEP and grouped into the topics below.

Proportion of Grantee Suggestions by Topic

Topic of Suggestion	Proportion
Administrative Processes	24%
The Foundation's Overall Strategy, including Racial Equity Work	18%
Non-Monetary Support	15%
Foundation Communications	12%
Grantmaking Characteristics	12%
Interactions with Staff	12%
Perceptions of Internal Dynamics	6%

Grantee Suggestions

Grantees were asked to provide any suggestions for how the Foundation could improve. Of the 87 grantees that responded to the survey, 26 provided a total of 33 distinct suggestions. These suggestions were thematically categorized by CEP and grouped into the topics below.

Administrative Processes (24% N=8)

- Allow for More Tailoring of Process Materials/Metrics (N = 3)
 - "Less rigidity about the program design or my organization's role would be appreciated."
 - "Some [required metrics]...seem not as helpful in measuring impact as they could be. This is not a vote for not collecting metrics, but one for talking more with grantees about what is actual most useful to measure."
 - "Some of the reporting forms and questions don't apply well to media grantees."
- Clarify Aspects of Processes (N = 2)
 - "Better insight into the optimal time of year to submit proposals.... They have told us in the past to wait for a new budget cycle, only to learn that a large majority of their funds have already been committed upon following up a few months later. "
 - "Some of the connections with some of [the] processes (micro-level) with the overall goal(s) of the grant throughout the time period could be explained so that we don't get off-track or caught up the weeds."
- Streamline Aspects of Processes (N = 2)
 - "Asking the racial composition of our staff is a huge burden (we aren't allowed to ask)."
 - "More streamlined process from LOI to full application."
- Other (N = 1)
 - "I found the online proposal portal to not be particularly user-friendly and slightly glitchy."

The Foundation's Overall Strategy, including Racial Equity Work (18% N=6)

- Modifications to the Foundation's Racial Equity Strategy (N = 4)
 - "Co-fund a broader national learning agenda focused on getting better data on barriers and accelerators to scaling what works for adults of color. "
 - "Invest in helping the field operationalize racial equity more concretely (less rhetorically)."
 - "Prioritize and operationalize equity in all of its work, even if it slows down strategies and implementation."
 - "Work to better understand from communities how structural racism manifests uniquely for [them].... Additionally, equity goes beyond fixing disparities (or manifestations of structural racism). To truly reach racial equity, we must look to the underlying systems that are the root cause, including power building/sharing with communities and meaningful interaction and learning."
- Greater Use of Stakeholder Voice in Strategy (N = 2)
 - "I am curious whether Lumina has really had roundtables with grassroots, CBO, and researcher input reflecting on its overall strategy strands with a critical lens, where has it promoted equity, and where there have been unintended consequences."
 - "Our feedback was not as appreciated as we have experienced in the past."

Non-Monetary Support (15% N=5)

- Improvements to the Quality of Capacity-Building Providers (N = 2)
 - "The staffer we were connected with specifically on racial justice seemed consistently uninterested in the questions we had or what we were doing (e.g. in one interaction they were opening their paper mail...and reading it while onscreen with us for an equity call). Our program officer did a wonderful job of stepping in but we were disappointed that the equity staffer would not contribute to our queries or discussion. This work is important to us and we were eager to learn from them."
 - "We've experienced some challenges with Foundation selected/provided external consultants.... Sometimes these consultants don't fully understand our work, communities we serve, etc... Having a say in the selection process or the opportunity to provide feedback on characteristics that would be helpful could make this process smoother...."
- More Facilitation of Cross-Grantee Collaboration, Including Through Convenings (N = 2)
 - "Increased convenings of policy-related grant recipients for sharing of lessons learned."
 - "Offer opportunities for us to meet or collaborate with other grantees."
- Other (N = 1)
 - "We appreciate opportunities to elevate our work to others, be that other funders, the media, electeds or other organizations. I would encourage the Foundation to continue to...ensure our work can be seen and supported by as broad a community as possible."

Foundation Communications (12% N=4)

- More Information about the Foundation's Current Portfolio and Future Strategy (N = 4)

- "Focus communications...[regarding] what Lumina is learning from its work on how to improve outcomes and experiences for adults of color."
- "More clearly explain how the funding supports the Foundation's strategic plan."
- "More conversations about broader Foundation strategy and future directions to build off of our work."
- "Periodically share more information about other grantees' projects."

Grantmaking Characteristics (12% N=4)

- Provide Longer Grants, Including Longer, General Operating Support Grants (N = 4)
 - "A more reasonable project time table is desired. Rushing things through in a shorter time than is required is counterproductive and stressful."
 - "Lengthen the duration of strategic plan cycle, as 2 years is not sufficient time for grantees to implement programs and see any results that could inform next steps."
 - "Longer term grants (2 to 3 years) that are general operating and not project or event specific would allow key organization[s] and partners to engage in...policy opportunities that may arise.... It becomes challenging to stop project-funded work to engage in opportunities that arise...that advance the mission of the Foundation without slowing funded work down."
 - "Reduce the uncertainty in funding year to year. Stop the two-year budget thing- it makes it hard to get continued meaningful support.... Provide operational support!"

Interactions with Staff (12% N=4)

- Deeper and/or More Frequent Interactions (Including Site Visits) (N = 3)
 - "Identify trustworthy leads and trust the organization."
 - "On-site or in person visits so that the Foundation can get a true sense of the work that can be potential funded."
 - "The Foundation staff met with my organization to find out about the organization's DEI commitment but...they didn't follow up. The organization's problems in terms of DEI...were never discovered."
- Other (N = 1)
 - "Our secondary program officer arrangement has seen substantial turnover over the last couple years.... I do wonder and worry a bit about that turnover (even though my program officer does a great job helping us navigate without disruption)."

Perceptions of Internal Dynamics (6% N=2)

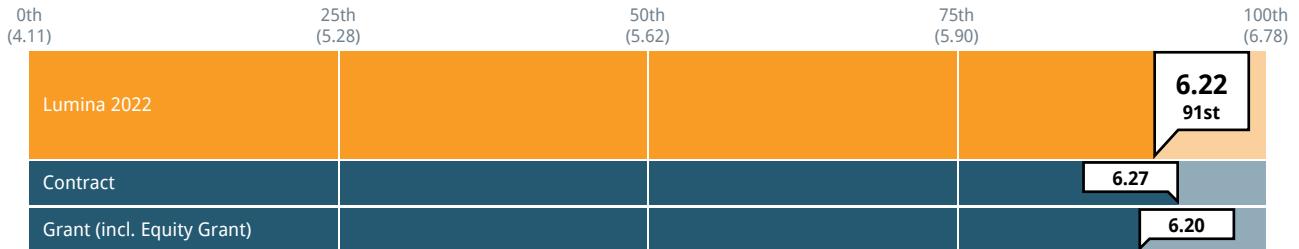
- Other (N = 2)
 - "My impression...is that there are still hierarchies and siloes at Lumina and that it is wedded to some degree to proving that its strategies are working."
 - "There are obviously a lot of politics and games played by the people in the Foundation. These behaviors hurt the purpose of the fundings. And, it makes people like me not want to work with the Foundation."

Racial Justice and Equity & Grantee Demographics

Please rate the extent to which you agree or disagree with the following statements about racial justice and equity:

The Foundation has clearly communicated what racial equity and justice means for its work

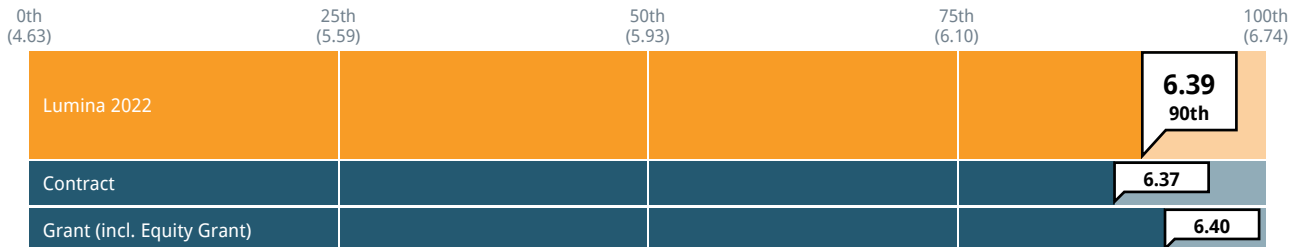
1 = Strongly disagree 4 = Neither agree nor disagree 7 = Strongly agree



Cohort: None Past results: on Subgroup: Grant/ Contract

Overall, the Foundation demonstrates an explicit commitment to racial equity and justice in its work

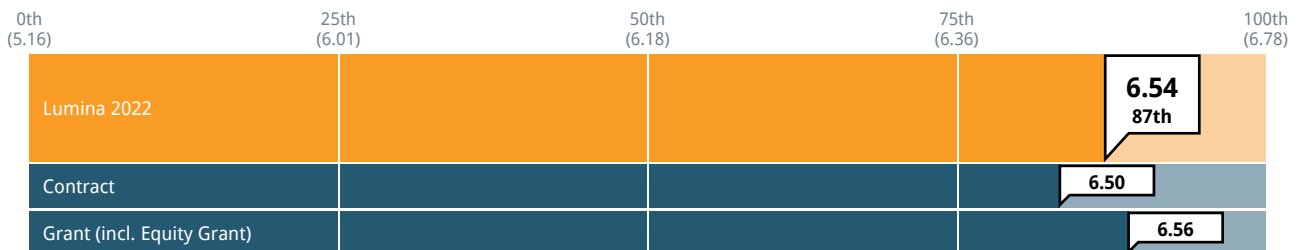
1 = Strongly disagree 4 = Neither agree nor disagree 7 = Strongly agree



Cohort: None Past results: on Subgroup: Grant/ Contract

Overall, most staff I have interacted with at the Foundation embody a strong commitment to racial equity and justice

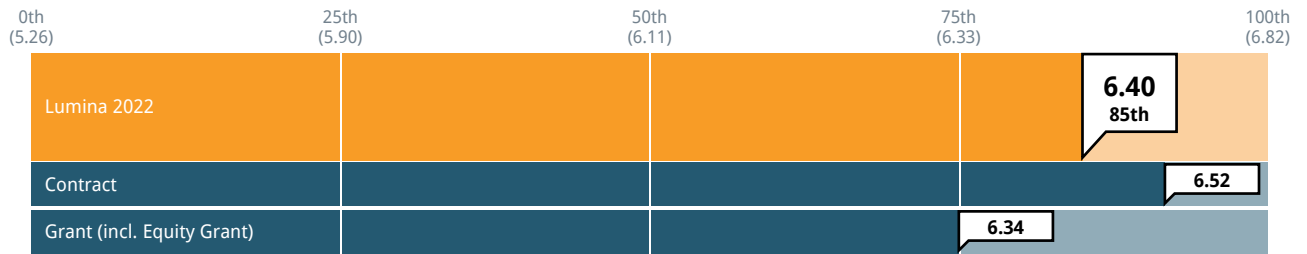
1 = Strongly disagree 4 = Neither agree nor disagree 7 = Strongly agree



Cohort: None Past results: on Subgroup: Grant/ Contract

I believe that the Foundation is committed to combatting racism

1 = Strongly disagree 4 = Neither agree nor disagree 7 = Strongly agree

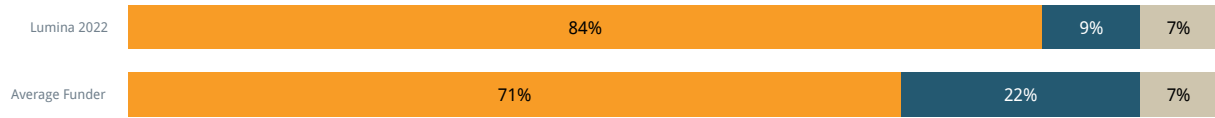


Cohort: None Past results: on Subgroup: Grant/ Contract

Primary Beneficiary of Grant

Are the efforts funded by this grant primarily meant to benefit historically marginalized groups?

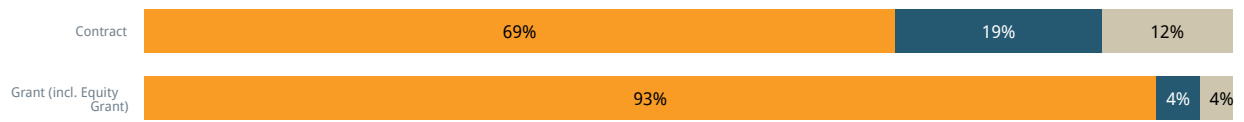
■ Yes
 ■ No
 ■ Don't know



Cohort: None Past results: on

Are the efforts funded by this grant primarily meant to benefit historically disadvantaged groups? - By Subgroup

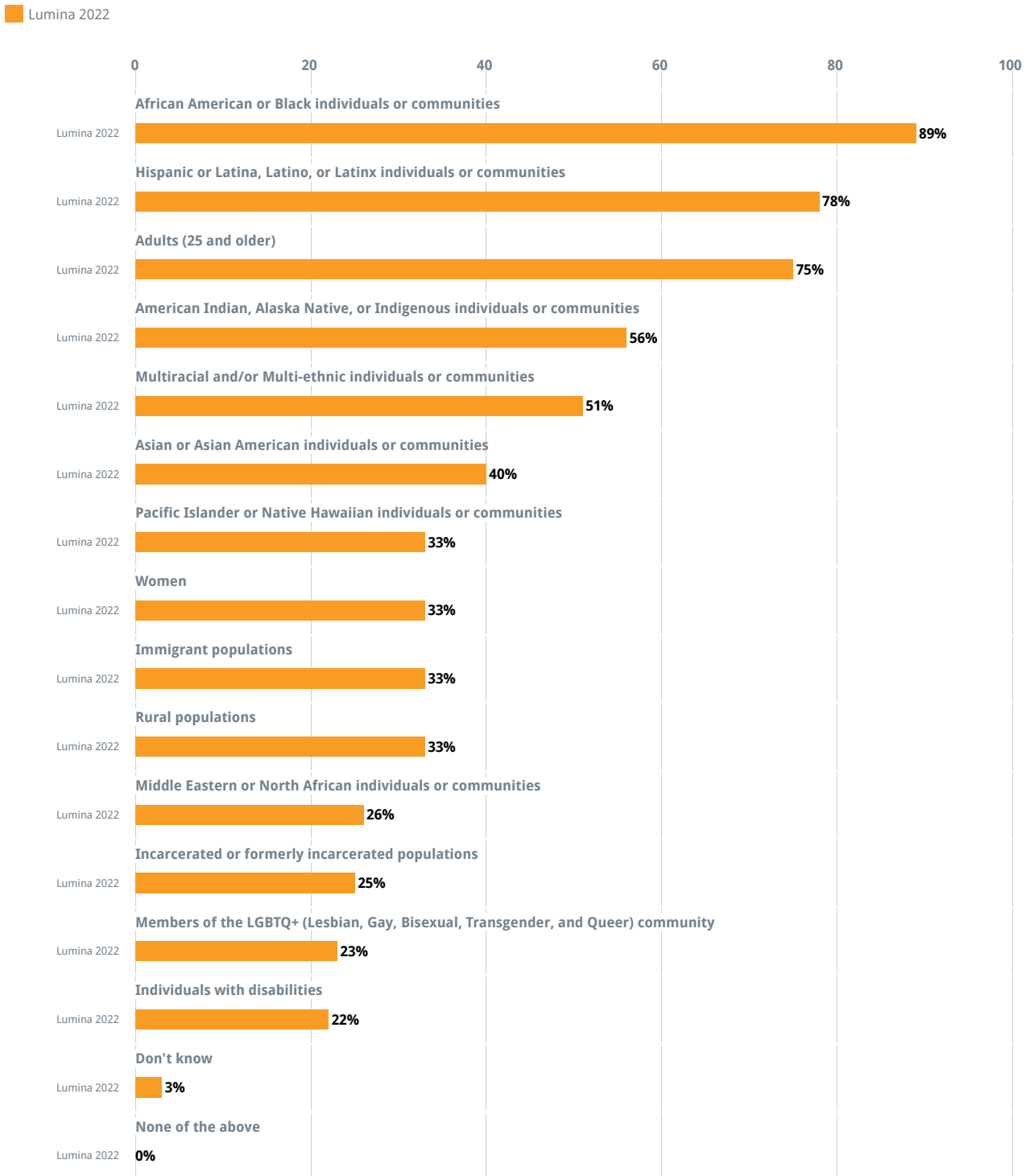
■ Yes
 ■ No
 ■ Don't know



Subgroup: Grant/ Contract

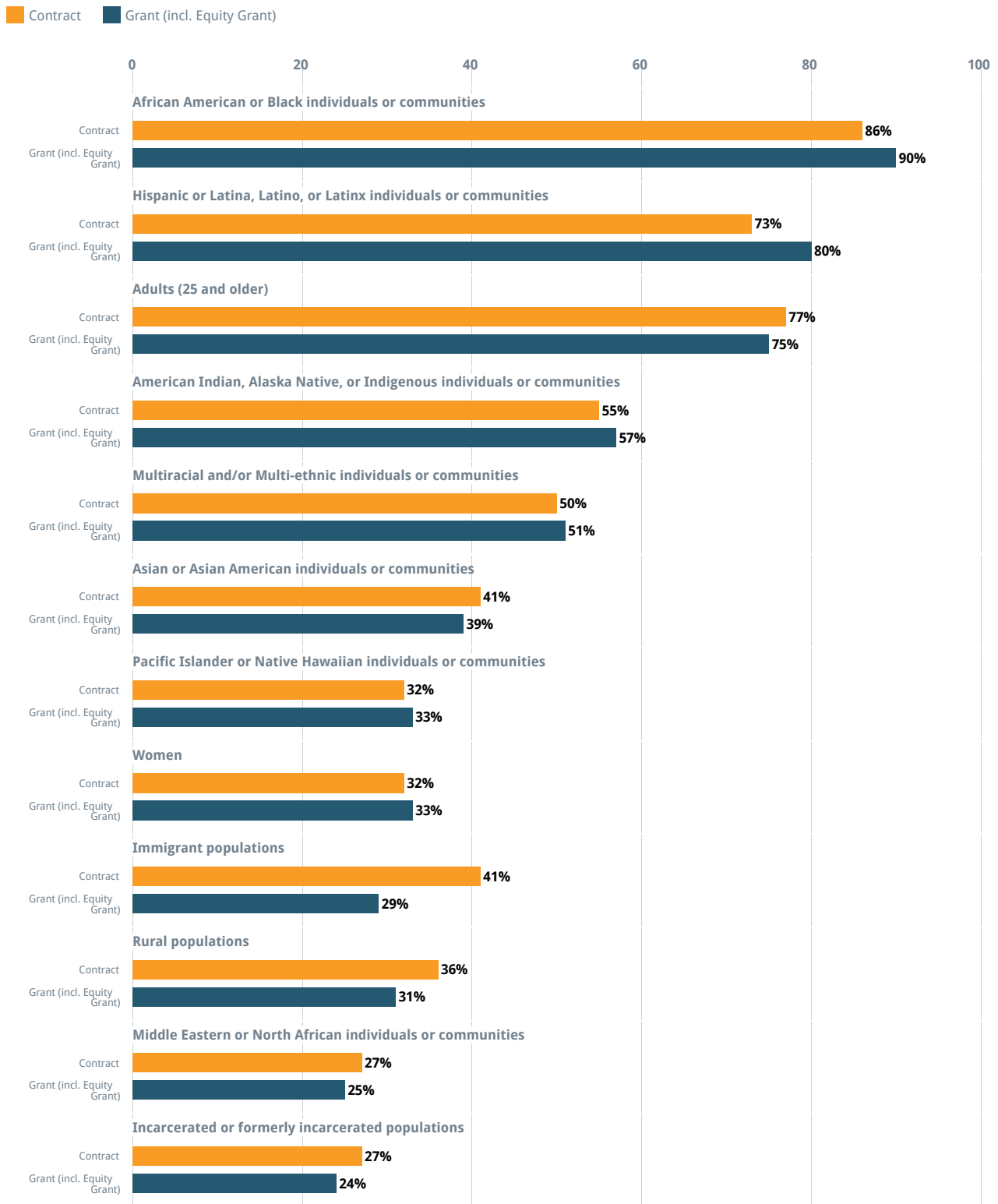
The following questions are asked only of US-based grantees who answer "yes" to the question above.

Specifically, are any of the following populations the primary intended beneficiaries of the efforts funded by this grant?



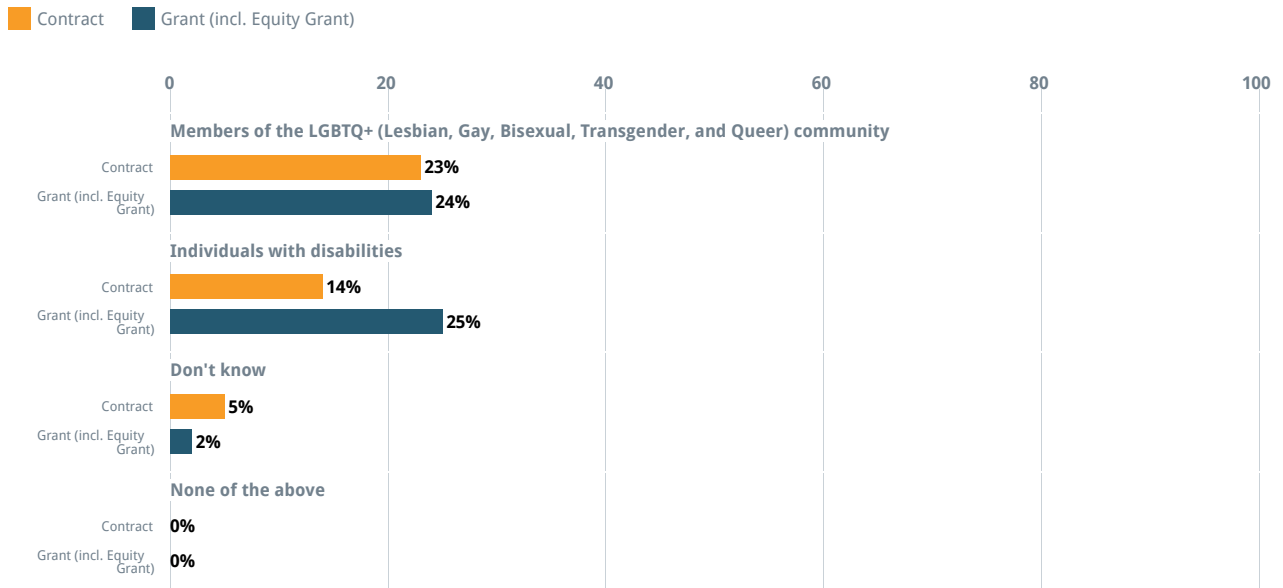
Cohort: None Past results: on

Specifically, are any of the following populations the primary intended beneficiaries of the efforts funded by this grant? - By Subgroup



Subgroup: Grant/ Contract

Specifically, are any of the following populations the primary intended beneficiaries of the efforts funded by this grant? - By Subgroup (cont.)



Subgroup: Grant/ Contract

Respondent Demographics

Note: Survey questions about respondents' demographics were recently modified or added to match best practices, and depict comparative data from over 50 funders in the dataset. Demographic questions related to grantees' POC and racial and ethnic identity are only asked of respondents in the United States.

Survey language and response options for questions about race and ethnicity are guided by best practices shared by [National Institutes of Health](#), [Pew Research Center](#), [Psi Chi Journal of Psychological Research](#), and the [US Census Bureau](#).

Survey language and response options for questions about gender and LGBTQ+ identity are guided by best practices shared by [Funders For LGBTQ Issues](#), [HRC Foundation's Welcoming Schools](#), and the [Williams Institute of the University of California – Los Angeles School of Law](#).

Survey respondents are asked to share their gender identities in a check-all-that-apply question. Each chart has the option of showing the average ratings of respondents who selected only "man," only "woman," multiple gender identities, "gender non-conforming or non-binary," "prefer to self-identify," and "prefer not to say" - as long as that response option had at least 10 respondents.

All answers on demographic identity are optional. International survey respondents were asked to opt-in to responding to questions on gender, disability, transgender identity.

Differences in Ratings by Respondent Demographics

It is CEP's standard practice to analyze responses for differences by the following demographic characteristics:

There are no consistent, significant differences across respondent Person of Color identity

Respondent Gender

Ratings from respondents who identify exclusively as "woman" are significantly *higher* than respondents who identify exclusively as "man" for the following measures:

- Overall, the online portal was user friendly

Ratings from respondents who identify exclusively as "woman" are significantly *lower* than respondents who identify exclusively as "man" for the following measures:

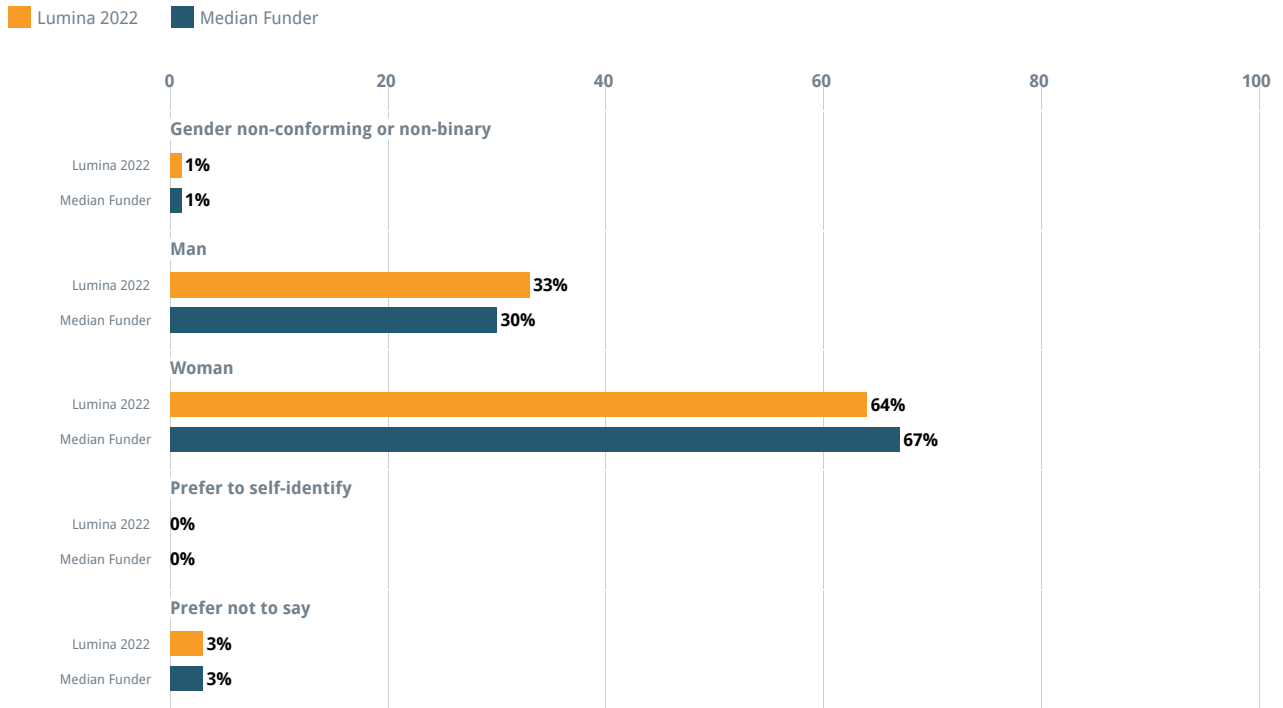
- Understanding of contextual factors affecting grantees' work
- Understanding of the needs of the people and communities served
- Awareness of challenges facing grantee organizations
- Grantee comfort approaching the funder if a problem arises
- Consistency of information provided by communications resources
- Trust in grantee organization's staff
- Candor about the Foundation's perspectives on grantees' work
- Extent the Foundation's proposal process was an appropriate level of effort given the amount of funding received
- Clarity and transparency of the proposal criteria
- Agreement that the Foundation has clearly communicated what racial equity and justice means for its work
- Agreement that the Foundation demonstrates an explicit commitment to racial equity and justice in its work
- Agreement that most Foundation staff embody a strong commitment to explicit commitment to racial equity and justice
- Agreement that the Foundation is committed to combatting racism

There are too few respondents to analyze results by Transgender Identity

There are too few respondents to analyze results by LGBTQ+ Identity

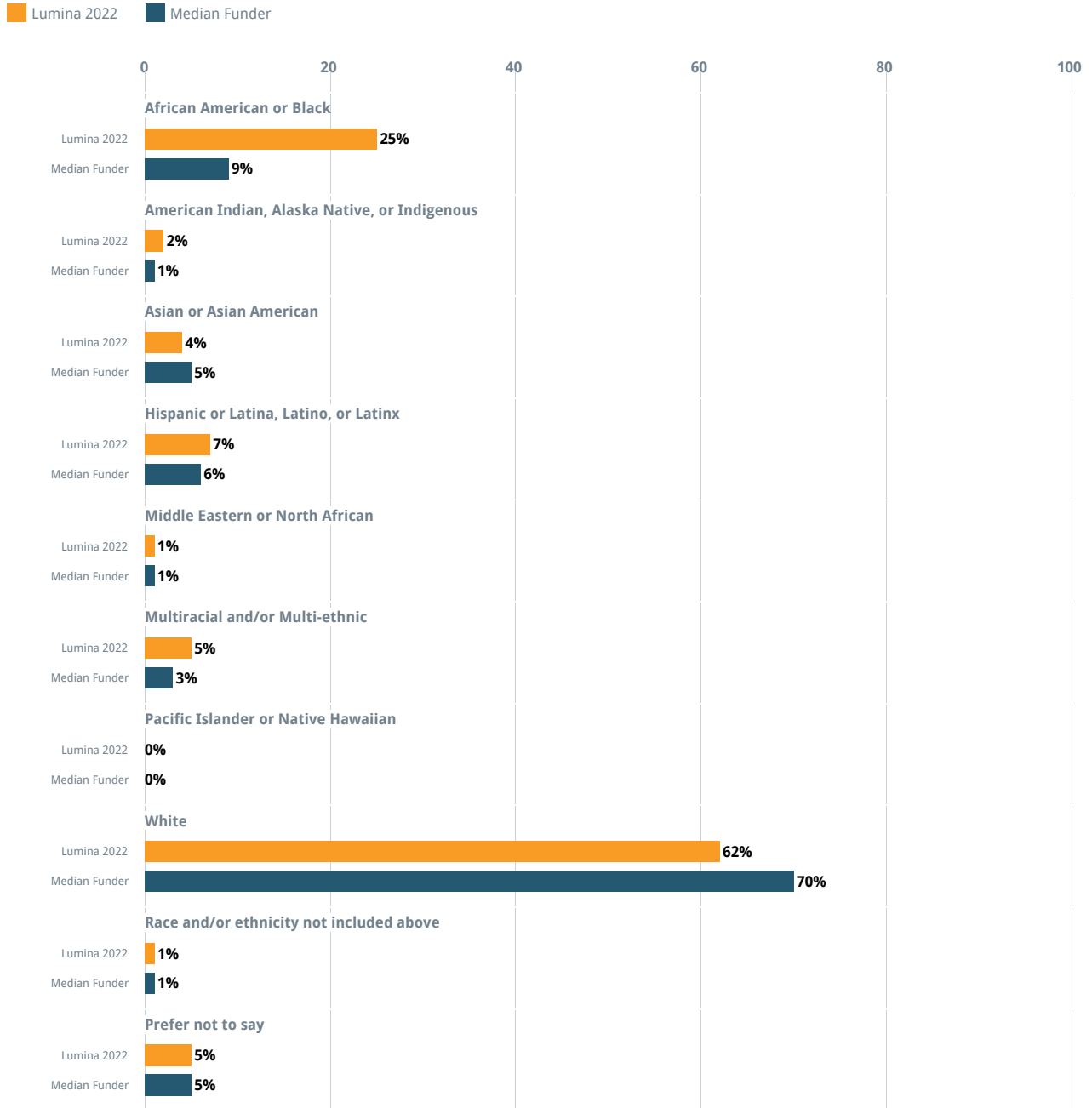
There are too few respondents to analyze results by Disability Identity

Please select the option that represents how you describe yourself:



Cohort: None Past results: on

How would you describe your race and/or ethnicity?



Cohort: None Past results: on

Selected Cohort: None		
Do you identify as a person of color?	Lumina 2022	Average Funder
Yes	33%	22%
No	61%	73%
Prefer not to say	6%	5%

Selected Cohort: None		
Are you transgender?	Lumina 2022	Average Funder
Yes	0%	1%
No	97%	96%
Prefer not to say	3%	3%

Selected Cohort: None		
Do you identify as a member of the LGBTQ+ (Lesbian, Gay, Bisexual, Transgender, and Queer) community?	Lumina 2022	Average Funder
Yes	11%	11%
No	85%	84%
Prefer not to say	5%	5%

Selected Cohort: None		
Do you have a disability?	Lumina 2022	Average Funder
Yes	7%	5%
No	87%	90%
Prefer not to say	6%	4%

Respondent Job Title

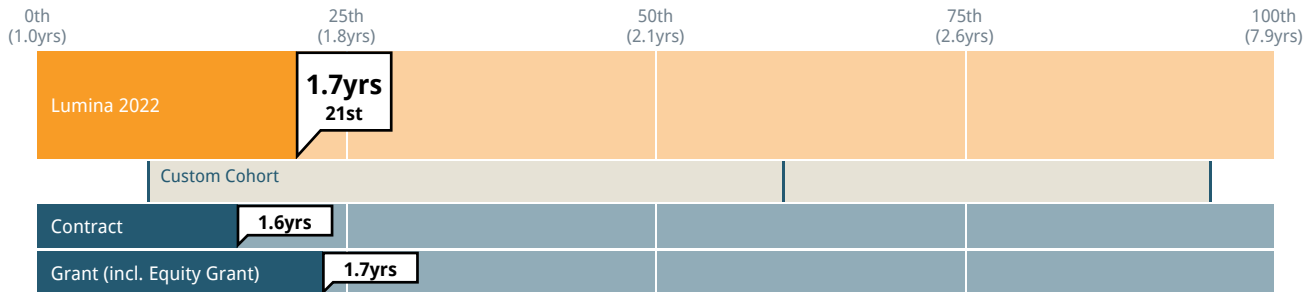
Selected Cohort: Custom Cohort			
Job Title of Respondents	Lumina 2022	Average Funder	Custom Cohort
Executive Director/CEO	29%	47%	39%
Other Senior Team (i.e., reporting to Executive Director/CEO)	41%	18%	22%
Project Director	18%	13%	18%
Development Staff	9%	9%	9%
Volunteer	0%	1%	0%
Other	2%	5%	5%

Contextual Data

Please note that all information below is based on self-reported data from grantees.

Grantmaking Characteristics

Average Grant Length



Cohort: Custom Cohort Past results: on Subgroup: Grant/ Contract

Selected Cohort: Custom Cohort			
Length of Grant Awarded	Lumina 2022	Median Funder	Custom Cohort
Average grant length	1.7 years	2.1 years	2.3 years

Selected Cohort: Custom Cohort			
Length of Grant Awarded	Lumina 2022	Average Funder	Custom Cohort
0 - 1.99 years	45%	48%	40%
2 - 2.99 years	51%	22%	30%
3 - 3.99 years	5%	19%	18%
4 - 4.99 years	0%	3%	3%
5 - 5.00 years	0%	8%	8%

Selected Cohort: None		
Proportion of Unrestricted Funding	Lumina 2022	Average Funder
No, this funding was not restricted to a specific use (i.e. general operating, core support)	11%	26%
Yes, this funding was restricted to a specific use (e.g. supported a specific program, project, capital need, etc.)	89%	74%

Grantmaking Characteristics - By Subgroup

Selected Subgroup: Grant/ Contract		
Length of Grant Awarded (By Subgroup)	Contract	Grant (incl. Equity Grant)
Average grant length	1.6 years	1.7 years

Selected Subgroup: Grant/ Contract		
Length of Grant Awarded (By Subgroup)	Contract	Grant (incl. Equity Grant)
0 - 1.99 years	53%	40%
2 - 2.99 years	41%	56%
3 - 3.99 years	6%	4%
4 - 4.99 years	0%	0%
5 - 50 years	0%	0%

Selected Subgroup: Grant/ Contract		
Proportion of Unrestricted Funding (By Subgroup)	Contract	Grant (incl. Equity Grant)
No, this funding was not restricted to a specific use (i.e. general operating, core support)	19%	7%
Yes, this funding was restricted to a specific use (e.g. supported a specific program, project, capital need, etc.)	81%	93%

Grant Size

Selected Cohort: Custom Cohort			
Grant Amount Awarded	Lumina 2022	Median Funder	Custom Cohort
Median grant size	\$325K	\$100K	\$200K

Selected Cohort: Custom Cohort			
Grant Amount Awarded	Lumina 2022	Average Funder	Custom Cohort
Less than \$10K	0%	9%	1%
\$10K - \$24K	0%	12%	4%
\$25K - \$49K	0%	12%	8%
\$50K - \$99K	9%	14%	15%
\$100K - \$149K	6%	9%	10%
\$150K - \$299K	26%	16%	24%
\$300K - \$499K	31%	9%	13%
\$500K - \$999K	18%	8%	11%
\$1MM and above	9%	9%	13%

Selected Cohort: Custom Cohort			
Median Percent of Budget Funded by Grant (Annualized)	Lumina 2022	Median Funder	Custom Cohort
Size of grant relative to size of grantee budget	4%	4%	4%

Grant Size - By Subgroup

Selected Subgroup: Grant/ Contract		
Grant Amount Awarded (By Subgroup)	Contract	Grant (incl. Equity Grant)
Median grant size	\$300K	\$350K

Selected Subgroup: Grant/ Contract		
Grant Amount Awarded (By Subgroup)	Contract	Grant (incl. Equity Grant)
Less than \$10K	0%	0%
\$10K - \$24K	0%	0%
\$25K - \$49K	0%	0%
\$50K - \$99K	9%	9%
\$100K - \$149K	12%	2%
\$150K - \$299K	25%	27%
\$300K - \$499K	31%	31%
\$500K - \$999K	9%	24%
\$1MM and above	12%	7%

Selected Subgroup: Grant/ Contract		
Median Percent of Budget Funded by Grant (Annualized) (By Subgroup)	Contract	Grant (incl. Equity Grant)
Size of grant relative to size of grantee budget	6%	3%

Grantee Characteristics

Selected Cohort: Custom Cohort			
Operating Budget of Grantee Organization	Lumina 2022	Median Funder	Custom Cohort
Median Budget	\$6.7M	\$1.6M	\$2.7M

Selected Cohort: Custom Cohort			
Operating Budget of Grantee Organization	Lumina 2022	Average Funder	Custom Cohort
<\$100K	0%	8%	4%
\$100K - \$499K	9%	18%	14%
\$500K - \$999K	5%	13%	10%
\$1MM - \$4.9MM	32%	30%	30%
\$5MM - \$24MM	22%	18%	22%
>=\$25MM	31%	12%	20%

Grantee Characteristics - By Subgroup

Selected Subgroup: Grant/ Contract		
Operating Budget of Grantee Organization (By Subgroup)	Contract	Grant (incl. Equity Grant)
Median Budget	\$2.8M	\$8M

Selected Subgroup: Grant/ Contract		
Operating Budget of Grantee Organization (By Subgroup)	Contract	Grant (incl. Equity Grant)
<\$100K	0%	0%
\$100K - \$499K	14%	6%
\$500K - \$999K	7%	4%
\$1MM - \$4.9MM	34%	31%
\$5MM - \$24MM	21%	23%
>=\$25MM	24%	35%

Funding Relationship

Selected Cohort: Custom Cohort			
Funding Status	Lumina 2022	Median Funder	Custom Cohort
Percent of grantees currently receiving funding from the Foundation	97%	82%	82%

Selected Cohort: Custom Cohort			
Pattern of Grantees' Funding Relationship with the Foundation	Lumina 2022	Average Funder	Custom Cohort
First grant received from the Foundation	24%	29%	29%
Consistent funding in the past	44%	54%	49%
Inconsistent funding in the past	32%	18%	23%

Funding Relationship - by Subgroup

Selected Subgroup: Grant/ Contract		
Funding Status (By Subgroup)	Contract	Grant (incl. Equity Grant)
Percent of grantees currently receiving funding from the Foundation	90%	100%

Selected Subgroup: Grant/ Contract		
Pattern of Grantees' Funding Relationship with the Foundation (By Subgroup)	Contract	Grant (incl. Equity Grant)
First grant received from the Foundation	27%	22%
Consistent funding in the past	43%	45%
Inconsistent funding in the past	30%	33%

Funder Characteristics

Selected Cohort: Custom Cohort			
Financial Information	Lumina 2022	Median Funder	Custom Cohort
Total assets	\$1400M	\$257.4M	\$2178.6M
Total giving	\$39M	\$18.9M	\$88.4M

Selected Cohort: Custom Cohort			
Funder Staffing	Lumina 2022	Median Funder	Custom Cohort
Total staff (FTEs)	50	17	60
Percent of staff who are program staff	100%	43%	38%

Selected Cohort: Custom Cohort			
Grantmaking Processes	Lumina 2022	Median Funder	Custom Cohort
Proportion of grants that are invitation-only	88%	50%	95%
Proportion of grantmaking dollars that are invitation-only	92%	63%	95%

Additional Survey Information

On many questions in the grantee survey, grantees are allowed to select “don't know” or “not applicable” if they are not able to provide an alternative answer. In addition, some questions in the survey are only displayed to a select group of grantees for which that question is relevant based on a previous response.

As a result, there are some measures where only a subset of responses is included in the reported results. The table below shows the number of responses included on each of these measures. The total number of respondents to Lumina's grantee survey was 87.

Question Text	Number of Responses
Overall, how would you rate the Foundation's impact on your field?	83
How well does the Foundation understand the field in which you work?	86
To what extent has the Foundation advanced the state of knowledge in your field?	83
To what extent has the Foundation affected public policy in your field?	73
Overall, how would you rate the Foundation's impact on your local community?	50
How well does the Foundation understand the local community in which you work?	49
How well does the Foundation understand the social, cultural, or socioeconomic factors that affect your work?	80
How well does the Foundation understand your organization's strategy and goals?	83
How consistent was the information provided by different communication resources, both personal and written, that you used to learn about the Foundation?	79
How well do you understand the way in which the work funded by this grant fits into the Foundation's broader efforts?	86
How often do/did you have contact with your Lumina grant lead during this grant?	87
Who most frequently initiated the contact you had with your Lumina grant lead during this grant?	84
Has your main contact at the Foundation changed in the past six months?	87
Did you submit a proposal to the Foundation for this grant?	87
As you developed your grant proposal, how much pressure did you feel to modify your organization's priorities in order to create a grant proposal that was likely to receive funding?	85
To what extent was the Foundation's application process a helpful opportunity to strengthen the efforts funded by the grant?	82
To what extent was the Foundation's application process an appropriate level of effort given the amount of funding received?	83
To what extent was the Foundation clear and transparent about the application process requirements and timelines?	86
To what extent was the Foundation clear and transparent about the criteria the Foundation uses to decide whether an application would be funded or declined?	79
At any point during this grant, including the application process, did Foundation staff visit your offices or programs?	87
Are you currently receiving funding from the Foundation?	86
Which of the following best describes the pattern of your organization's funding relationship with the Foundation?	79
How well does the Foundation understand the needs of the people and communities that you serve?	80
To what extent do the Foundation's funding priorities reflect a deep understanding of the needs of the people and communities that you serve?	77
Have you participated in a reporting or evaluation process?	83
To what extent was the Foundation's reporting process... Adaptable, if necessary, to fit your circumstances?	48
To what extent was the Foundation's reporting process... A helpful opportunity for you to reflect and learn?	49
To what extent was the Foundation's reporting process... Relevant, with questions and measures pertinent to the work funded by this grant?	48
To what extent was the Foundation's reporting process... Straightforward?	49
To what extent did the evaluation... Result in you making changes to the work that was evaluated?	14
To what extent did the evaluation... Incorporate your input in the design of the evaluation?	14
Did you receive any non-monetary support from the Foundation during this grant period?	79

Question Text	Number of Responses
How would you describe the benefit - to your organization or work - of any non-monetary support that you received?	27
To what extent did the Foundation exhibit the following during this grant... Trust in your organization's staff	87
To what extent did the Foundation exhibit the following during this grant... Candor about the Foundation's perspectives on your work	85
To what extent did the Foundation exhibit the following during this grant... Respectful interaction	86
To what extent did the Foundation exhibit the following during this grant... Compassion for those affected by your work	85
Was the funding you received restricted to a specific use?	87
The Foundation has clearly communicated what racial equity and justice means for its work	85
Overall, the Foundation demonstrates an explicit commitment to racial equity and justice in its work	85
Overall, most staff I have interacted with at the Foundation embody a strong commitment to racial equity and justice	84
I believe that the Foundation is committed to combatting racism	82
Are the efforts funded by this grant primarily meant to benefit historically disadvantaged groups?	87
Are the efforts funded by this grant primarily meant to benefit historically marginalized groups?	87
Specifically, are any of the following populations the primary intended people and/or communities served by the efforts funded by this grant? (U.S.-based respondents)	73
Overall, the online portal was user friendly	68
Instructions provided on the online portal were clear	69
Compared to a paper-based process, the online processes saved time	64
If technical assistance was needed to use the online portal, Foundation staff were helpful	38
The post grant report function within the online portal was convenient	30
How did you learn about the new strategic plan?	63
I understand what the Foundation seeks to accomplish under its new strategic plan	62
I understand how my organization's work aligns with the Foundation's new strategic plan	62
The Foundation's focus on racial equity is positively influencing the field in which I work	86
The Foundation's focus on racial equity provides value to my organization	85
The racial equity supports provided by the Foundation (e.g., capacity building, tools, knowledge-sharing) help my organization influence public policy in the field in which I work	67
The racial equity supports provided by the Foundation (e.g., capacity building, tools, knowledge-sharing) help my organization advance our racial equity work	72
The Foundation has positively contributed to changes my organization has made related to racial equity	79

About CEP and Contact Information

Mission:

CEP provides data, feedback, programs, and insights to help individual and institutional donors improve their effectiveness. We do this work because we believe effective donors, working collaboratively and thoughtfully, can profoundly contribute to creating a better and more just world.

Vision:

We seek a world in which pressing social needs are more effectively addressed.

We believe improved performance of philanthropic funders can have a profoundly positive impact on nonprofit organizations and the people and communities they serve.

Although our work is about measuring results, providing useful data, and improving performance, our ultimate goal is improving lives. We believe this can only be achieved through a powerful combination of dispassionate analysis and passionate commitment to creating a better society.

About the GPR

Since 2003, the Grantee Perception Report® (GPR) has provided funders with comparative, candid feedback based on grantee perceptions. The GPR is the only grantee survey process that provides comparative data, and is based on extensive research and analysis. Hundreds of funders of all types and sizes have commissioned the GPR, and tens of thousands of grantees have provided their perspectives to help funders improve their work. CEP has surveyed grantees in more than 150 countries and in 8 different languages.

The GPR's quantitative and qualitative data helps foundation leaders evaluate and understand their grantees' perceptions of their effectiveness, and how that compares to their philanthropic peers.

Contact Information

Kristy Luk, Manager
kristyl@cep.org

Emily Radwin, Associate Manager
emilyr@cep.org